



PLEXCONCIL - The Plastics Export Promotion Council

# PLEXCONNECT<sup>®</sup>

Edition 33, March 2022

**Interview with Mr. V Govind,  
Director, Lotus Roofing Ltd.**

**Are You ready for UK's new  
Plastic Packaging Tax?**

**Product of the Month-  
Refills for Ballpoint Pens**

**Become an EXIM Pro  
in 48 Hours**

**75**  
  
**Azadi Ka  
Amrit Mahotsav**

# Characterized to **HYGIENIC PACKAGING** >>>



**White Masterbatches for Multi-layer and Extrusion Coating applications..  
Designed to protect eatables in different environmental conditions..**

Cost-effective innovations to provide you with the utmost satisfaction to enhance functionality and performance beyond limits



#### Applications :

- ◆ Food Packaging
- ◆ Snacks
- ◆ Bakery Products

#### Performances :

- ◆ Batch to batch consistency
- ◆ Great bonding with substrate
- ◆ Enhanced end use product performance

- One of the largest manufacturer of Masterbatches, Fillers & Compounds
- Network spread over 50+ countries

*Exceeding Your Expectations*

# BLEND COLOURS

*Powered by Innovation*

**Hear BLEND, Think #BLENDCOLOURS**







THE PLASTICS EXPORT  
PROMOTION COUNCIL

### Editorial Advisory Board

**Convener** - Mr. Vikram Bhadauria,  
ALOK Masterbatches

**Member** - Mr. Manoj Agarwal,  
Kanpur Plastipack

**Member** – Mr. Amit Pal, Kolor Impex

**Member** – Mr. Devang Sheth,  
Polycromax Industries

**Member** - Mr. Sribash Dasmohapatra

### Plexconnect is published by:

The Plastics Export Promotion Council

**Editor:** Sribash Dasmohapatra,  
Executive Director, Plexconcil

**Associate Editor:** Sangita Iyengar

Send in your feedback, comments,  
suggestions to [editor@plexconcil.org](mailto:editor@plexconcil.org)

### Head Office (Head Office)

B-Wing, Dynasty Business Park, Unit No. 2, Ground  
Floor, Andheri-Kurla Road, Chakala, Andheri East,  
Mumbai – 400059, Maharashtra  
Tel: 022 – 40170000

### Delhi - Northern Regional (Regional Office)

319, 3rd Floor, Block - E, International Trade Tower 99,  
Nehru Place  
New Delhi - 110019  
Tel: 91-11-26478817 / 26478819  
Fax: 91-11-26478821  
Email: [plexnr@plexconcil.org](mailto:plexnr@plexconcil.org)  
[ashutosh.kumar@plexconcil.org](mailto:ashutosh.kumar@plexconcil.org)

### Chennai - Southern (Regional Office)

No: 5 | Ground Floor | Vivekananda Road  
|Off Spur Tank Road  
Chetpet | Chennai 600 031 | Tamil Nadu | INDIA  
Tel : +91 44 2829 2620 | 2829 2625 (D)  
M: +91 98400 53930  
Email : [ruban.hobday@plexconcil.org](mailto:ruban.hobday@plexconcil.org)

### Kolkata - Eastern Regional (Regional Office)

Vaniya Bhavan, 1/1 Wood Street  
Kolkata - 700016  
Tel: 91-33-22834497 / 22834498  
Fax: 91-33-22834289  
Email: [nilotpal@plexconcil.org](mailto:nilotpal@plexconcil.org)

### Ahmedabad – Gujarat Region (Regional Office)

A-1001, Titanium Heights,  
Nr. Vodafone House,  
Corporate Road,  
Prahladnagar, Makarba,  
Ahmedabad- 380015 (Gujarat)  
Tel: 079-48010103  
Email: [naman@plexconcil.org](mailto:naman@plexconcil.org)



@officialplexconcil



THE PLASTICS EXPORT PROMOTION COUNCIL



@plexconcil



@officialplexconcil



**JJ Plastalloy Pvt. Ltd.**



## **LEADING MANUFACTURER & EXPORTER OF MASTERBATCHES**

We Specialize in manufacture and export of various thermoplastic Compounds and Masterbatches.

### **OUR PRODUCTS**

<b>Colour Masterbatches</b>	<b>Black Masterbatches</b>	<b>Filler Masterbatches</b>	<b>Modifiers</b>
<b>White Masterbatches</b>	<b>Additive Masterbatches</b>	<b>Polyester Masterbatches</b>	<b>Polymer Compounds</b>

+91 - 8808736600 | [dhirendra@jjplastalloy.com](mailto:dhirendra@jjplastalloy.com)  
Manufacturing Units - Bharuch (Gujarat) & Chaundauli (U.P)

[www.jjplastalloy.com](http://www.jjplastalloy.com)



From the Chairman's Desk	04
Council Activities – January 2022	05
Interview with Mr. V Govind, Director, Lotus Roofing Ltd.	08
Export Performance – January 2022	12
Are you ready for UK's new Plastic Packaging Tax?	18
Polymer Price Tracker	23
Product of the Month – Refills for Ballpoint Pens	24
Become an EXIM Pro with Plexconcil's 8 Weeks Online Certificate Course in International Business	28
Can Bioplastics Really Make Fashion More Sustainable, Biodegradable, or Recyclable?	30
International News	34
India News	42
Why become a Plexconcil Member?	49
New Members – January 2022	50



As we come to the close of the current financial year, it is time to not only give thanks to the great strides made in exports this past year, but also look forward to exciting times ahead. In the most recent news, India and UAE finally inked the Comprehensive Economic Partnership Agreement (CEPA) that comes with several new provisions to maximise India's exports while also adding new sectors such as digital trade and intellectual property rights. Many industries are expected to benefit from the agreement and hopefully, this first of India's 'new-age FTAs' will set the bar high for all trade deals to follow. With the CEPA coming into effect soon, the plastics industry can expect growth of upto 300% by the year 2023-24. Cheaper raw material imports will bring immense relief to the MSME sector that has been grappling with high raw material cost and low demand for especially nearly the past two years. The industry can also look forward to creating nearly two lakhs new jobs. The CEPA with UK is now also being closely followed and we are hoping that benefits will be extended to the Plastics industry as well considering its exemplary performance over the years and surpassing expectations in the past 12 months.

Come April 1, the UK will also be rolling out its Plastics Packaging Tax Policy. In this issue, we have highlighted what the policy entails. For all those manufacturers and exporters who have been exporting to the UK, it is important to understand the impact on their businesses as non-compliance will significantly impact their export cost.

During January 2022, India exported plastics worth USD 1,123 million, up 27.6% from USD 880 million in January 2021. Cumulative value of plastics export during April 2021 – January 2021 was USD 11,108 million as against USD 7,987 million during the same period last year, registering a positive growth of 39.1%. Based on the current trend, we are well on the way to achieving the goals set out for our industry.

In keeping with rising opportunities, the Council will soon be launching its first Certificate Programme in International Business. Targeted at the youth as well as existing members of the industry, the certificate programme will include mentoring by leading industry specialists who in a period of 8 weeks will help student acquire the necessary skills to further their careers in exports. The programme has been designed to keep up with the needs of the industry today and serves advantageous to companies and individuals to wish to enhance their professional skills.

With changing times and technologies, one needs to keep up with new trends globally and market demands. In this issue, we talked to Lotus Roofings Ltd, who are one of India's largest manufacturers and exporters of Polycarbonate Roofing solutions. PC Roofing is fast gaining ground in applications that go beyond traditional roofing. The pandemic has opened up new opportunities and with the real estate industry gaining pace both in India and globally, the opportunities for the product segment are manifold.

In other news, we also bring you a look at Refills for Ball Point Pens under the Product of the Month section, antimicrobial coatings and solutions that will redefine hygiene and sanitation as we know it, and an interesting take on use of bioplastics in the fashion industry. This is in addition to the monthly round up of domestic and international news, etc.

Before I end my note, I would like to inform all members of the sad demise of our beloved Past Chairman and Chairman of the FRP Panel, Shri. Pradip Thakkar in the month of February. Pradip bhai as he was fondly known to most of us has left an indelible mark through his knowledge, wisdom and continuous efforts towards the growth of our industry spanning several years. Indeed he leaves very large shoes to fill and undoubtedly, he will be sorely missed. RIP Pradip bhai.


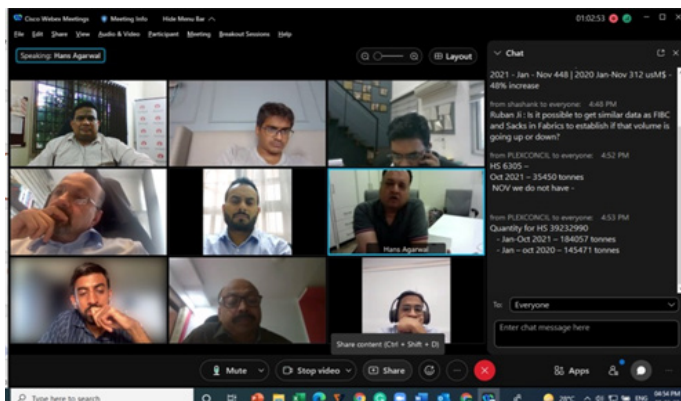
Until the next time, stay safe and stay healthy.  
Warm regards,

**Arvind Goenka**  
Chairman



## FIBC/Woven Sacks 1st Panel Meeting via Video Conferencing for the year 2021-22 was held on 05th January 2022 | Southern Region

Shri. Ravish Kamath, Panel Chairman welcomed all the members from both the panels and thanked them for joining the meeting on short notice.



*Mr. Dhruv Sayani, Panel Chairman, Plexconcil)*



*Mr. Piyush Dabriwal (CA, CFA), Partnership Head - Drip Capital (India)*

The Panel Chairman informed that the urgent meeting was called mainly to understand from FIBC and Woven Sacks industry about the crisis being faced with a decrease in orders in the last two months (Oct-Nov 2021). He said that the majority in the industry have informed that there are multi reasons for the shortfall in export order in the last few months.

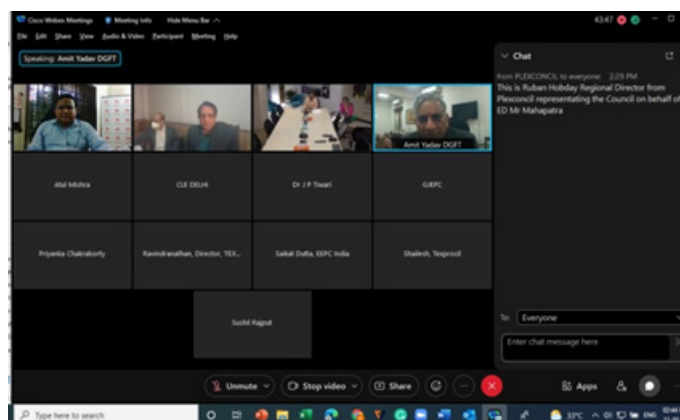
## PLEXCONNECT-Webinar on Export Financing post-COVID 19 |07.01.2022 | Western Region

The Plastic Export Promotion Council (PLEXCONCIL) in association with Falcon Business Energisers organized a Webinar on Export Financing post-COVID 19 on 7th January 2022, from 3:30pm to 5:00pm (Friday) on virtual platform Cisco Webex.

Ms Bharti Parave, Assistant Director, Plexconcil gave opening remarks of the webinar. Mr. Dhruv Sayani, Plexconcil Panel Chairman of Consumer & Housewares Products and director of M/s. Crystal Plastics & Metallizing Private Limited gave welcome address for the webinar. Speaker Mr. Piyush Dabriwal (CA, CFA), Partnership Head - Drip Capital (India) explained about Export Finance - Current scenario, Export Finance - New Instruments, How to raise export finance - essential considerations. Session was moderated by Mr. Sooraj Dhawan from Falcon Business Energisers. The webinar ended with Vote of Thanks by Naman Marjadi, Asst. Director, Plexconcil Ahmedabad.

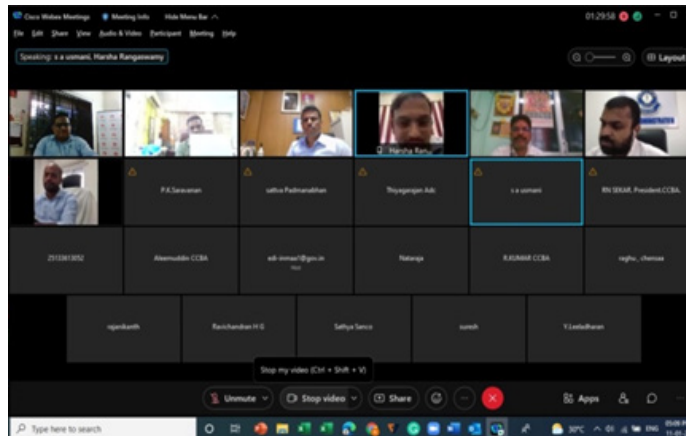
## India – Australia FTA discussion (Virtual) with DGFT on 11.01.2022 | Southern Region

Plexconcil was invited to the Indo-Australia FTA discussion (Virtual) with DGFT on 11th January 2022 along with other stakeholders and the Council was represented by Mr. Ruban Hobday, Regional Director – South.



## PTFC Meeting (Virtual) organised by Chennai Exports Commissionerate on 11.01.2022 | Southern Region

The monthly PTFC Meeting (Virtual) organised by Chennai Exports Commissionerate was held on 11th January 2022 to address the grievances with regard to exim logistics at the Chennai Port. The Council was represented by Mr. Ruban Hobday, Regional Director – South.

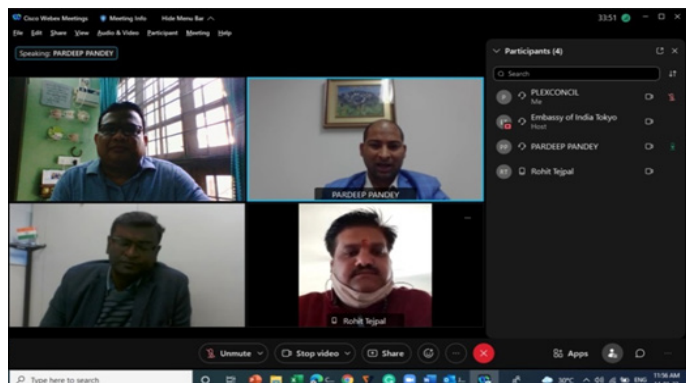


## Plastic Films & Sheets Panel Committee meeting held on 12th January, 2022 | Western Region

Council organised Plastic Films & Sheets Panel meeting on 12th January 2022 through Video Conferencing under the Chairmanship of Mr. Amlekar. During the meeting high freight rate / container shortage, discontinuation of EPCG scheme, RoDTEP scheme and B/E filling issues were discussed. Panel members were requested to send their concern to Council for further representation to the concern authorities. Also there were discussion on National Logistics Portal and India's first e-marketplace to facilitate Exim logistics i.e. easeoflogistics.com

## Embassy of India, Tokyo – Japan Organised Virtual Meeting with M/s. Sumitomo Co., Japan on 14.01.2022 | Southern Region

Embassy of India, Tokyo – Japan invited Plexconcil for the virtual meeting with M/s. Sumitomo Co., Japan for sourcing of Automotive Parts from India, the Council was represented by Mr. Ruban Hobday, Regional Director – South.



## Cordage, Fishnets & Monofilaments Panel Committee meeting held on 17th January, 2022 | Western Region

Council organised Cordage, Fishnets & Monofilaments Panel Committee meeting on 17th January, 2022 through virtual mode under the Panel Chairmanship of Dr. S S Rajpathak. Various points concerning the exports under this sector like proper alignment of HS codes of this sector, tariff disadvantage to Rope industry while exporting, withdrawal of MEIS scheme and implementation of RODTEP rates, implementation of PLI scheme, stopping of EPCG licence scheme etc were discussed in the meeting and It was decided to make a representation of all the above-mentioned issues to the Ministry through the Council.



*Dr. S S Rajpathak – Panel Chairman, Cordage, Fishnets & Monofilaments Panel*



*Mr. S G Jayaraman - M/s. Chidambaram Fishnets Pvt. Ltd*

## Raw Materials Panel Meeting Held on 19.1.2022 | Eastern Region

Council organised Raw Materials product panel meeting on 19.1.2022 under the Panel chairmanship of Mr Alok Tibrewala, Director, C/o Swastik Plastalloys Pvt. Ltd. through virtual mode. Export performance of the products panel for the period April to November 2021 was reviewed. Major issues & concerns which are hampering the export trade were also discussed in the meeting.



## PLEXCONNECT-Webinar on Route to Business Worldwide on 20.01.2022 | Western Region

Webinar on Route to Business Worldwide was organized by The Plastic Export Promotion Council (PLEXCONCIL) in association with Falcon Business Energisers on 20th January, 2022 from 3:30pm to 5:00pm (Thursday) on virtual platform Cisco Webex.



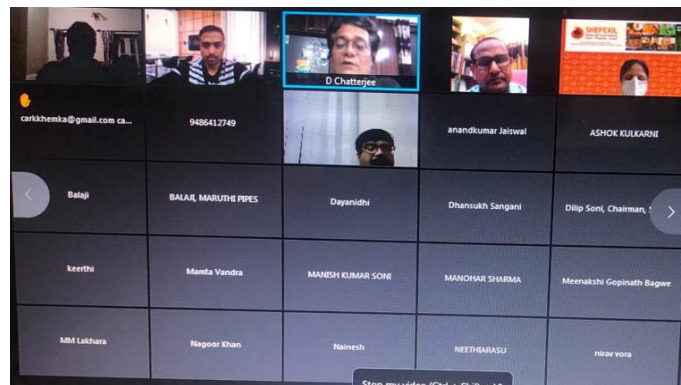
*(Mr. Patrick Michel – General Manager, Kompass International)*



*Mr. Sooraj Dhawan, Falcon Business Energisers*

Ms Bharti Parave, Assistant Director, Plexconcil gave opening remarks of the webinar. Welcome address of the webinar was given by Mr. Sooraj Dhawan from Falcon Business Energisers. Mr. Patrick Michel – General Manager, Kompass International gave introduction of Kompass International. Mr. Daniele Cedrone – Product Marketing Manager, Kompass International spoke on Targeting International potential buyers. Ms. Carolina Clark – International Marketing Manager, Kompass International gave details about Booster Offer. Ms. Tatiana Miron – Director of Market Ranking Services, Kompass International introduced participants with Market Ranking Reports. Mr. Mukhtar Ahmed Shaikh – Country Manager, Kompass India explained about Export Mission and B2B Matching. Presentation was followed by Q & A session. The webinar ended with Vote of Thanks by Naman Marjadi, Asst. Director, Plexconcil Ahmedabad.

## E-Workshop – Important changes in GST Law with Effect from January 2022 on 22.1.2022 | Eastern Region



Above e-Workshop jointly organised by PLEXCONCIL, SHEFEXIL and NSE on 22.1.2022. Mr Deshduala Chatterjee, Superintendent O/o CGST & CX, Kolkata Zone made a detailed presentation on the subject. Presentation was followed by an interactive session. In addition to that there was also a brief presentation on Exchange Traded Currency Derivatives-effective tool to manage your risk by NSE.

## PLEXCONNECT- Webinar on Cessation of LIBOR and Transition to ARR on 28.01.2022 | Western Region

The Plastic Export Promotion Council (PLEXCONCIL) is organizing a Webinar on Cessation of LIBOR and Transition to ARR on 28th January, 2022 (Friday) from 4:30pm to 5:30pm.

In July 2021, the Reserve Bank of India (RBI) issued an advisory to banks and other RBI-regulated entities emphasizing the need for preparedness for the transition away from London Interbank Offered Rate (LIBOR) that ended. The objective of this webinar is to understand the new RBI Guidelines & transitioning to ARR.

Welcome address for the webinar will be given by Mr. Hemant Minocha, Vice Chairman, Plexconcil. Speaker Mr Pankaj Kumar Rathi, Partner & Head - Treasury Markets at Almus Risk Consulting LLP will explain participants about Benchmark in Different Currencies, Impact on Short term and Long term Borrowers and related RBI Guidelines. Presentation will be followed by Q & A session which will be moderated by **Ms Bharti Parave, Assistant Director, Plexconcil. Mr Naman Marjadi, Asst. Director, Plexconcil Ahmedabad will give vote of thanks for the webinar.**



**Mr. V  
Govind**  
Director, Lotus  
Roofing Ltd.

## When Aesthetics & Functionality are in Perfect Unison

LOTUS ROOFINGS LTD., founded by Late Mr. V. Mohan Rao, Chairman & Managing Director, The Mysore Fertilizer Company and Founder-President Sankara Nethralaya (Medical Research Foundation (a leading Eye Care Institution in India), is the pioneer and largest Indian manufacturer of RMP (Red Mud Plastic), PVC Roofing Sheets and one of the leading Polycarbonate sheets.

Since 1986 the Company has manufactured innovative Roofing concepts in various ranges for Residential, Commercial and Industrial applications. The products have been tested extensively and certified by various test houses such as at Structural Engineering Research Centre (SERC), CIPET & Reliance Industries.

The company aims to provide a wide range of roofing solutions that boast the highest quality standards and continuous innovation to ensure that the products meet the changing functional and aesthetic requirements of today's world. LOTUS PVC roofing sheets are certified as conforming to international structural and fire safety standards of ASTM D 638 CNS 3144 BS 476 S 1734. Subsequently Lotus launched a comprehensive range of Polycarbonate multiwall and solid sheets conforming to BIS Standards.

Catering extensively to the real estate and industrial segments, the company remains focused on delivering efficient service and support to its clientele that is backed by a team of skilled manpower and a visionary leadership. With high product quality and efficient service to our customers, develop new products and improve existing ones. The Head Office is located in Chennai, with Branch / Regional Marketing Offices in Palghat, Calicut, Ernakulam, Madurai, Coimbatore, Bangalore, Mumbai, Vijayawada, Visakhapatnam and Hyderabad. The Company markets its products through its extensive dealer network. The factory is located in Pondicherry with sound infrastructure and Taiwanese and Indian Extrusion systems.

The company is headed by its Director Mr. V. Govind, supported by a well equipped team of production and marketing personnel.

### Interview

#### 1. What are the advantages offered by polycarbonate (PC) sheets in roofing over traditional materials?

PC is a very hard and transparent material making it a good choice for especially roofing applications where one needs for light to come in. Globally for instance, one can see immense use of PC sheets in large applications like stadiums, industrial sheds etc that require partial or complete natural lighting or even diffused lighting.

PC sheets are either the UV coated or uncoated, and it comes in multi-layer which is co-extruded with UV stabilizers. This helps reduce the UV deg-



radation of the product and extends its usage life. While we can't compare it with metal sheets, which serve a different purpose, use of PC depends on the application.

## **2. Which type of PC sheets are most popularly used and/ or is most likely to grow in demand over the coming years?**

Broadly PC can be defined in 2 categories. One is Multicell or Multiwall and the second is Compact. The Multicell variant has a cellular structure with 2,3 or 4 walls. The advantage of such products is that the air gaps in between the structure (like a flute board), gives stability, allows for use of lesser material but with higher thickness, and helps reduce the heat to some extent as the trapped air enables regulating the temperature. However, the product cannot be used in high impact areas as it can break more easily.

Solid or compact sheets come with pattern and without patterns. Patterns like crystal shapes or others similar to patterned glass add to the aesthetics in application. These are used in terrace roofs, shop fronts, car ports, and industrial roofing to allow natural light filtration which helps in saving power as during the day, one can use natural light. Compact sheets can be cold bended in different profiles and hence is the ideal choice for industrial roofing.

Both types of products have good growth potential as the applications are unique to each. Budget conscious consumers will probably opt for use of multiwall. Having said that, even within multiwall, there are more complex or higher grade (3 or 5 wall) that are more expensive products and while these are not manufactured in India, they do have high demand overseas. In India, such products are manufactured in a very small way due to high investment in technology, etc. and comparatively lower demand as such complex systems are only used in large projects. Furthermore, lack of awareness amongst architects, etc also impacts demand in India. Presently, it is a niche market.

## **3. What are the emerging applications or which are the industries that are seeing growing use of PC sheets?**

New applications have already emerged since the onset of the pandemic. PC sheets are now being used extensively in hygiene and sanitation. One will often find sneeze guards and partitions in restaurants, offices, banks, etc. These guards can be either acrylic or PC. Acrylic is very clear but does not

have high impact resistance like PC which makes usage of PC sheets in high traffic or handling areas more effective. To sum it, one can say indoor applications are usually Acrylic and outdoor is usually PC.

Industrial applications such as barriers in factories where a see-through function is needed, or as machine guards, etc are also gaining momentum.

PC also has good potential for use in railways/ metros carriages. However, this market can be quite complex and presently, imported sheets are used in manufacturing the carriage windows. These are usually silicone hard coated sheets. Considering the demand potential, we are also looking into this technology.

## **4. What are some of the latest advancements seen in the product segment today?**

We are currently working on a new advancement that is called NIR (Near Infrared Radiation) sheets that help block infrared radiation. A coating is applied to the sheets to help reduce the heat. This is especially significant as Indian summers are now getting hotter and this product will help cut down the heat. Globally, the product is already widely available while in India, it is yet to gain momentum in demand. We are currently working with some international vendors to develop the product. Since the coatings are slightly more expensive, we need to work on educating our customers on the value of the product to encourage its usage. Today people are more concerned about health and hence we do foresee good demand going forward.

## **5. What is India's global export potential in the segment? Which regions or countries should exporters be looking at?**

India's global potential has some way to go predominantly because we do not manufacture the high-end products. We manufacture mid segment products in which price competition is steep. PC is mainly manufactured by China who have both price and capacity advantage. However, with the recent supply/ manufacturing disruptions in China, markets will become more open for other players. Furthermore, once the current freight and shipping rates that are very high start easing, India has good potential in South America, Africa, etc.

## 6. Which countries are India's biggest competitors and why?

China has huge capacities which makes them very competitive globally. The high-end segment is mostly dominated by Germany, Israel & the USA that invest in advanced manufacturing technologies and hence are able to cater to similar demand.

## 7. How would you describe the demand for the product in India?

Demand growth in India has been steady at about 10-15% annually and supply has been constant too. However, there are some low-end suppliers who have entered the market, and this makes it important for customers to differentiate based on quality and service. The growth will continue as the alternate FRP sheets that were used earlier is now dated and is usually made by small industries which does not result in consistent quality or are aesthetically pleasing. New age architects who understand aesthetics and functionality are increasingly looking towards new materials and the advantage of PC is that it can be shaped. This allows for greater creativity which is integral to architectural design. Metal does not allow for such flexibility. The UV coating also helps improve longevity of the product.

## 8. What factors are likely to drive growth of the product segment, domestically & internationally?

Real estate growth is one of the most significant drivers for growth of the product segment. There is a rise in the number of apartment buildings, especially with the Open to Sky (OTS) concept where the product use is popular. Such roofs use PC. Also, open parking spaces, where customers do not have concrete roofs, use PC roofs. Application in children's play area, bike sheds, terraces, sky decks, etc are also seeing growing usage.

The product has a working life of about 10 years so one can anticipate recurring demand.

Multiwall PC sheets are used in greenhouses as it requires diffused lighting and temperature control. However, due to the use of alternate cheaper material such as films, this segment may not grow significantly as PC is expensive comparatively.

PC in various composition affords great flexibility in lighting. Since you can control the transparency, this means that one can control the amount of light required in the room. Hence the lighting industry will see huge demand, especially in offices, retail, etc. Normally PMMA, PS or PC sheets are used and in India, we only import or manufacture PS as PC is more expensive. However, more product development is needed in this space in terms of fineness, etc. which can eventually help drive growth for the segment.

## 9. What are the barriers to growth of the product segment?

One of the biggest challenges to growth of the segment is the price volatility of the raw material. It is a major issue for manufacturers as if raw material becomes too expensive, it will increase the product cost and demand will be affected. Disruptions in supply chain, high freight cost, etc also are a major hurdle as it impacts price, production and supply timelines.

Thirdly, the production of PC sheets requires skilled manpower as we need to control multiple factors such as thickness, clarity etc. Presently, hiring manpower with requisite skills can be challenging. And the last point is that standardization. While we are among only 3 companies that to have ISI-BIS, generally, manufacturers do not opt for BIS-ISI. This affects the industry as a whole as credibility and quality of material becomes questionable. This results in giving a bad name to the product.



*Technocrats of the millennium*

## POLYMER, STEEL PIPES & ACCESSORIES

We are committed to total customer satisfaction which shall be achieved by providing cost effective quality product with timely delivery

[www.vishalpipes.com](http://www.vishalpipes.com)



## VISHAL PIPES LTD.

**Corporate office:** 32, Nishant Kunj, 1st Floor, Kohat Enclave, Lala Jagat Narayan Marg, Pitampura, Delhi, 110034 [India] Phone: +91-11-4620 5620 [100 Lines]

**Head office:** C-101, Dadu dayal house, RDC, Raj Nagar, Ghaziabad, Uttar Pradesh 201001 [India] Phone: +91-120-4636100 [100 Lines]



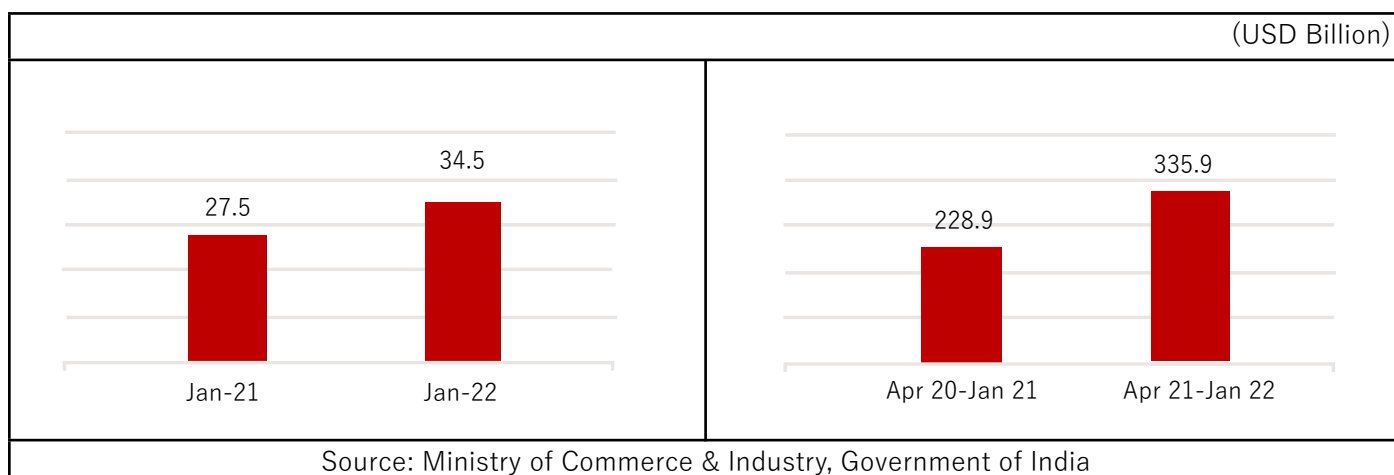


## Export Performance – January 2022

### TREND IN OVERALL EXPORTS

India reported merchandise exports of USD 34.5 billion in January 2022, up 25.3% from USD 27.5 billion in January 2020. Cumulative value of merchandise exports during April 2021 – January 2022 was USD 335.9 billion as against USD 228.9 billion during the same period last year, reflecting a growth of 46.7%.

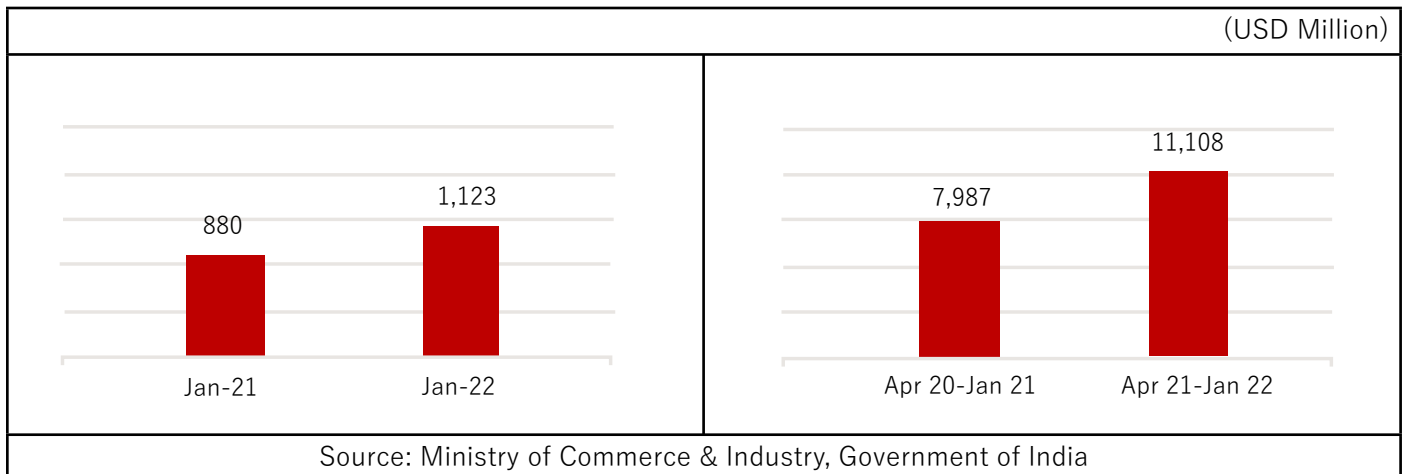
**Exhibit 1: Trend in overall merchandise exports from India**



### TREND IN PLASTICS EXPORT

During January 2022, India exported plastics worth USD 1,123 million, up 27.6% from USD 880 million in January 2021. Cumulative value of plastics export during April 2021 – January 2021 was USD 11,108 million as against USD 7,987 million during the same period last year, registering a positive growth of 39.1%.

**Exhibit 2: Trend in plastics export by India**



## PLASTICS EXPORT, BY PANEL

In January 2022, most of the product panels, especially Plastic raw materials; Plastic films & sheets; Plastic pipes & fittings; Cordage, fishnets & monofilaments; Writing instruments & stationery; and Miscellaneous products reported a strong positive growth in exports. Export of Floorcoverings, leathercloth & laminates, however, was in the negative.

**Exhibit 3: Panel-wise % growth in plastics export by India**

Panel	Jan-21	Jan-22	Growth	Apr 20- Jan 21	Apr 21- Jan 22	Growth
	(USD Mn)	(USD Mn)	(%)	(USD Mn)	(USD Mn)	(%)
Consumer & houseware products	59.3	68.7	+15.8%	459.2	665.6	+44.9%
Cordage, fishnets & monofilaments	19.9	25.7	+29.1%	166.4	223.7	+34.4%
FIBC, woven sacks, woven fabrics, & tarpaulin	136.5	138.5	+1.5%	994.9	1,409.7	+41.7%
Floorcoverings, leathercloth & laminates	51.1	49.6	-2.9%	383.8	514.5	+34.1%
FRP & Composites	32.9	38.6	+17.2%	243.1	372.9	+53.4%
Human hair & related products	37.9	41.1	+8.6%	302.5	691.7	+128.7%
Medical items of plastics	32.7	35.0	+7.0%	286.3	338.3	+18.2%
Miscellaneous products & items	55.7	84.1	+50.9%	407.7	723.5	+77.4%
Packaging items - flexible, rigid	47.1	55.5	+17.8%	395.2	511.4	+29.4%
Plastic films & sheets	133.4	175.6	+31.7%	1,262.6	1,675.9	+32.7%
Plastic pipes & fittings	16.7	29.1	+74.3%	145.6	235.9	+62.0%
Plastic raw materials	242.0	362.8	+49.9%	2,805.0	3,570.9	+27.3%
Writing instruments & stationery	15.0	19.0	+27.0%	134.5	174.5	+29.8%
	880.2	1,123.2	+27.6%	7,986.8	11,108.5	+39.1%

Source: Ministry of Commerce & Industry, Government of India

Export of **Consumer & house ware products** increased by 15.8% in January 2022 due to higher shipment of Other builders ware of plastic (HS code 39259090); Plastic moulded suit cases (HS code 42021220); Other articles of sheeting of plastics (HS code 42023290); and Switches of plastic (HS code 85365020).

**Cordage, fishnets & monofilaments** export were also up by 29.1% in January 2022 aided by improved sales of Monofilaments (HS code 39169028 and 39169090); and Other twine of polyethylene or polypropylene (HS code 56074900).

Export of **FIBC, woven sacks, woven fabrics, & tarpaulin** gained 1.5% during January 2022 as sales of Flexible Intermediate Bulk Containers or FIBCs (HS code 63053200) remained steady.

In case of **Floor coverings, leather cloth & laminates**, exports in January 2022 were lower by 2.9% as Indian exporters reported a decline in sales of Other textile fabrics coated with plastics (HS code 590390).

Export of **FRP & Composites** was up by 17.2% due to increased sales of Articles of plastics and articles of other materials of heading 3901 to 3914, n.e.s (HS code 39269099).

Export of **Human hair & related products** was higher by 8.6% due to strong sales of Human hair, unworked, whether or not washed and scoured (HS code 05010010). It may be noted that the export of Human hair, dressed, thinned, bleached or otherwise worked (HS code 67030010) was lower in January 2022.

Export of **Medical items of plastics** witnessed an increase of 7.0% in January 2022 due to higher sales of Contact lenses (HS code 90013000); Spectacle lenses (HS code 90015000); and Blood transfusion apparatus (HS code 90189032);

Export of **Miscellaneous products & items nes** increased by 50.9% in January 2022 due to higher sales of Polypropylene articles nes (HS code 39269080); and Optical fibres, optical fibres bundles and cables (HS code 90011000).

**Packaging items - flexible, rigid** export increased by 17.8% on higher sales of Sacks and bags of polymers of ethylene (HS code 39232100); and Other articles for conveyance or packing of goods (HS code 39239090).

**Plastic films & sheets** witnessed an increase of 31.7% in exports during January 2022 due to higher shipments of Self-adhesive films and sheets of plastics, whether or not in rolls (HS code 3919); Sheets and films of polymers of ethylene (HS code 392010); Sheets and films of polymers of propylene (HS code 392020); Flexible films and sheets of polyethylene terephthalate (HS code 39206220); and Other plates, sheets, film, foil and strip, of plastics (HS code 392190).

Export of **Plastic pipes & fittings** witnessed a growth of 74.3% due to improved sales of Tubes of polyethylene (HS code 39172110); and Other tubes of polymers of vinyl chloride (HS code 39172390).

**Plastics raw materials** export was up 49.9% in January 2022 due to higher sales of Polypropylene (HS Code 39021000); and Polyethylene terephthalate in various forms (HS Code 39076190 and 39076990).

Export of **Writing instruments & stationery** witnessed an increase of 27.0% in January 2022. This product segment, especially Ball point pens (HS Code 960810) did quite well after a period of difficult sales due to closure of schools and offices.



**Exhibit 4: Details of % change seen in top 50 items of export**

HS Code	Description	Apr 20 – Jan 21	Apr 21 – Jan 22	Growth
		(USD Mn)	(USD Mn)	(%)
63053200	Flexible intermediate bulk containers, for the packing of goods, of synthetic or man-made textile materials	554.8	836.4	+50.8%
39021000	Polypropylene, in primary forms	586.4	568.7	-3.0%
39076190	Polyethylene terephthalate: Other primary form	416.2	677.7	+62.8%
39232990	Sacks and bags, incl. cones, of plastics (excl. those of polymers of ethylene): Other	303.5	415.9	+37.0%
67030010	Human hair, dressed, thinned, bleached	286.9	517.1	+80.3%
39269099	Articles of plastics and articles of other materials of heading 3901 to 3914, n.e.s: Other	239.5	367.1	+53.3%
39012000	Polyethylene with a specific gravity of $\geq 0.94$ , in primary forms	271.7	182.5	-32.8%
39014010	Linear low-density polyethylene, in which ethylene monomer unit contributes less than 95 % by weight of the total polymer content	214.9	219.9	+2.3%
90011000	Optical fibres, optical fibre bundles and cables (excl. made-up of individually sheathed fibres of heading 8544)	178.2	378.4	+112.4%
48239019	Decorative laminates	166.1	219.9	+32.4%
39206220	Plates, sheets, film, foil and strip, of non-cellular polyethylene terephthalate: Flexible, plain	170.7	213.0	+24.8%
39269080	Articles of plastics and articles of other materials of heading 3901 to 3914: Polypropylene articles, nes	154.4	242.8	+57.2%
39202020	Plates, sheets, film, foil and strip, of non-cellular polymers of ethylene: Flexible, plain	155.5	275.8	+77.3%
39232100	Sacks and bags, incl. cones, of polymers of ethylene	129.4	183.7	+42.0%
39076990	Polyethylene terephthalate: Other primary form	115.9	241.5	+108.4%
59039090	Textile fabrics impregnated, coated, covered or laminated with plastics other than polyvinyl chloride or polyurethane: Other	117.5	151.5	+28.9%
39239090	Articles for the conveyance or packaging of goods, of plastics: Other	117.0	144.1	+23.2%
39069090	Acrylic polymers, in primary forms (excl. polymethyl methacrylate): Other	91.9	236.0	+156.8%
39202090	Plates, sheets, film, foil and strip, of non-cellular polymers of ethylene: Other	95.6	149.6	+56.4%
90015000	Spectacle lenses of materials other than glass	95.4	104.3	+9.4%
39011010	Linear low-density polyethylene, in which ethylene monomer unit contributes 95 % or more by weight of the total polymer content	100.0	73.0	-27.0%
54072090	Woven fabrics of strip or the like, of synthetic filament, incl. monofilament of $\geq 67$ decitex and with a cross sectional dimension of $\leq 1$ mm: Other	80.8	109.7	+35.7%
39206290	Plates, sheets, film, foil and strip, of non-cellular polyethylene terephthalate: Other	85.5	95.3	+11.5%
39046100	Polytetrafluoroethylene, in primary forms	80.0	136.2	+70.3%

## Export Performance

90183930	Cannulae	81.3	88.0	+8.3%
39219099	Plates, sheets, film, foil and strip, of plastics, reinforced, laminated, supported or similarly combined with other materials, unworked or merely surface-worked or merely cut into squares or rectangles: Other	82.6	102.0	+23.4%
39011020	Low density polyethylene	76.4	54.3	-28.9%
39219096	Plates, sheets, film, foil and strip, of plastics: Flexible, laminated	75.6	73.9	-2.2%
96081019	Ball-point pens	69.9	86.3	+23.4%
39241090	Tableware and kitchenware, of plastics: Other	67.3	80.7	+20.0%
39072090	Polyethers in primary forms (excl. polyacetals): Other	73.0	40.4	-44.6%
56074900	Twine, cordage, ropes and cables of polyethylene or polypropylene, whether or not plaited or braided and whether or not impregnated, coated, covered or sheathed with rubber or plastics	62.6	102.6	+63.9%
95030030	Toys of plastics	65.3	86.7	+32.8%
39199090	Self-adhesive plates, sheets, film, foil, tape, strip and other flat shapes, of plastics, whether or not in rolls > 20 cm wide: Other	64.2	82.7	+28.8%
39219094	Plates, sheets, film, foil and strip, of plastics: Flexible, metallised	64.0	87.1	+36.1%
39206919	Plates, sheets, film, foil and strip, of non-cellular polyesters: Other	59.8	75.7	+26.6%
96032100	Tooth brushes, incl. dental-plate brushes	55.3	76.4	+38.0%
59031090	Textile fabrics impregnated, coated, covered or laminated with polyvinyl chloride: Other	54.6	59.1	+8.1%
39023000	Propylene copolymers, in primary forms	60.6	51.2	-15.5%
39140020	Ion exchangers of polymerisation	53.0	62.5	+17.9%
39119090	Polysulphides, polysulphones and other polymers and prepolymers produced by chemical synthesis, n.e.s., in primary forms: Other	47.7	62.1	+30.3%
39204900	Plates, sheets, film, foil and strip, of non-cellular polymers of vinyl chloride, containing by weight < 6% of plasticisers	47.9	58.4	+21.8%
39241010	Tableware and kitchenware, of plastics: Insulated ware	43.8	58.9	+34.5%
39129090	Cellulose and chemical derivatives thereof, n.e.s., in primary forms (excl. cellulose acetates, cellulose nitrates and cellulose ethers): Other	47.4	60.8	+28.3%
39095000	Polyurethanes, in primary forms	46.8	64.4	+37.7%
39235010	Stoppers, lids, caps and other closures, of plastics	44.9	56.6	+26.1%
39206929	Plates, sheets, film, foil and strip, of non-cellular polyesters: Other	43.3	58.6	+35.2%

## Export Performance

54072030	Woven fabrics of strip or the like, of synthetic filament, incl. monofilament of $\geq 67$ decitex and with a cross sectional dimension of $\leq 1$ mm: Dyed	35.4	20.6	-41.9%
39073010	Epoxy resins	36.3	95.8	+164.2%
39011090	Polyethylene with a specific gravity of $< 0.94$ , in primary forms: Other	40.0	70.2	+75.7%

Source: Ministry of Commerce & Industry, Government of India





## Are you ready for UK's new Plastic Packaging Tax?

Recycling is an important part of resource and waste management, but it should only be the next step after the reduction and reuse of materials have been undertaken. Following these steps will help provide cost-savings to businesses and benefits to the environment.

Following public concern about plastic waste, the UK Government proposed a new tax on plastic packaging in the 2018 Budget and a new policy paper has been issued alongside the 2021 Budget.

### Plastic Packaging Tax

The Plastic Packaging Tax will be introduced from 1 April 2022 and will apply to plastic packaging manufactured in, or imported into the UK, that does not contain at least 30% recycled plastic.

The aim of the tax is to incentivise businesses to use a greater amount of recycled material in plastic packaging, to increase demand for this material, and in turn stimulate increased levels of recycling and collection of plastic waste, diverting it away from landfill or incineration.

It is estimated that the use of recycled plastic in packaging could increase by around 40%, which is equivalent to carbon savings of nearly 200,000 tonnes from 2022 to 2023, based on current carbon factors.

The tax should also lead to greater investment in the UK plastic reprocessing plants and enable the UK to pro-

vide a market in recycled plastic for products manufactured in the UK and elsewhere.

The tax will come into force on 1 April 2022 and will be charged at a rate of £200 per tonne.

Manufacturers and importers have to register for the Plastic Packaging Tax if they have manufactured or imported 10 or more tonnes of finished plastic packaging components within the last 12 months or will do so in the next 30 days. From 1 April 2022 to 30 March 2023, the 12 months threshold will be worked out differently-



*The key features of the tax include:*

- Plastic Packaging Tax only applies to manufacturers and importers of plastic packaging components which contain less than 30% recycled plastic.
- Packaging should only contain recycled plastic where it is permitted under other regulations and food safety standards.
- £200 per tonne tax rate for packaging with less than 30% recycled plastic,
- a registration threshold of 10 tonnes of plastic packaging manufactured in or imported into the UK per year,
- an exemption for manufacturers and importers of small quantities of plastic packaging.

The legislation to establish the tax was introduced in the Finance Bill 2021 and Plastic Packaging Tax guidance is subject to change until all the legislation is approved by Parliament. It will continue to be updated. The Bill will set out how the tax will be collected, recovered, and enforced, as well as the scope of the tax, who will be liable for payment, and the need to register with HMRC.

The impact on businesses is likely to be significant and is expected to affect an estimated 20,000 manufacturers and importers of plastic packaging. There will be one-off costs such as familiarisation with the new rules, staff training, registration with HMRC, and developing the required reporting framework to complete tax returns. Ongoing costs could include completing, filing and paying tax returns, keeping appropriate records (including those required to claim the export credit), and amending returns.

The tax aims to provide a clear economic incentive for businesses to use recycled plastic in the manufacture of plastic packaging, which will create greater demand for this material. In turn this will stimulate increased levels of recycling and collection of plastic waste, diverting it away from landfill or incineration.



The Plastic Packaging tax is similar to other 'green taxes', such as the Landfill Tax, Aggregates Levy, and Climate Change Levy in that it aims to change the behaviour of businesses to be more environmentally sustainable. It also complements the Producer Responsibility Obligations (Packaging Waste) regulations that many businesses will be accustomed to.

Also, in line with these other taxes, there will be civil and criminal penalties for failing to comply with the tax, including penalties for failure to register, failure to file returns and failure to pay the tax.



### Who is likely to be affected?

UK manufacturers of plastic packaging, importers of plastic packaging, business customers of manufacturers and importers of plastic packaging, and consumers who buy plastic packaging or goods in plastic packaging in the UK.

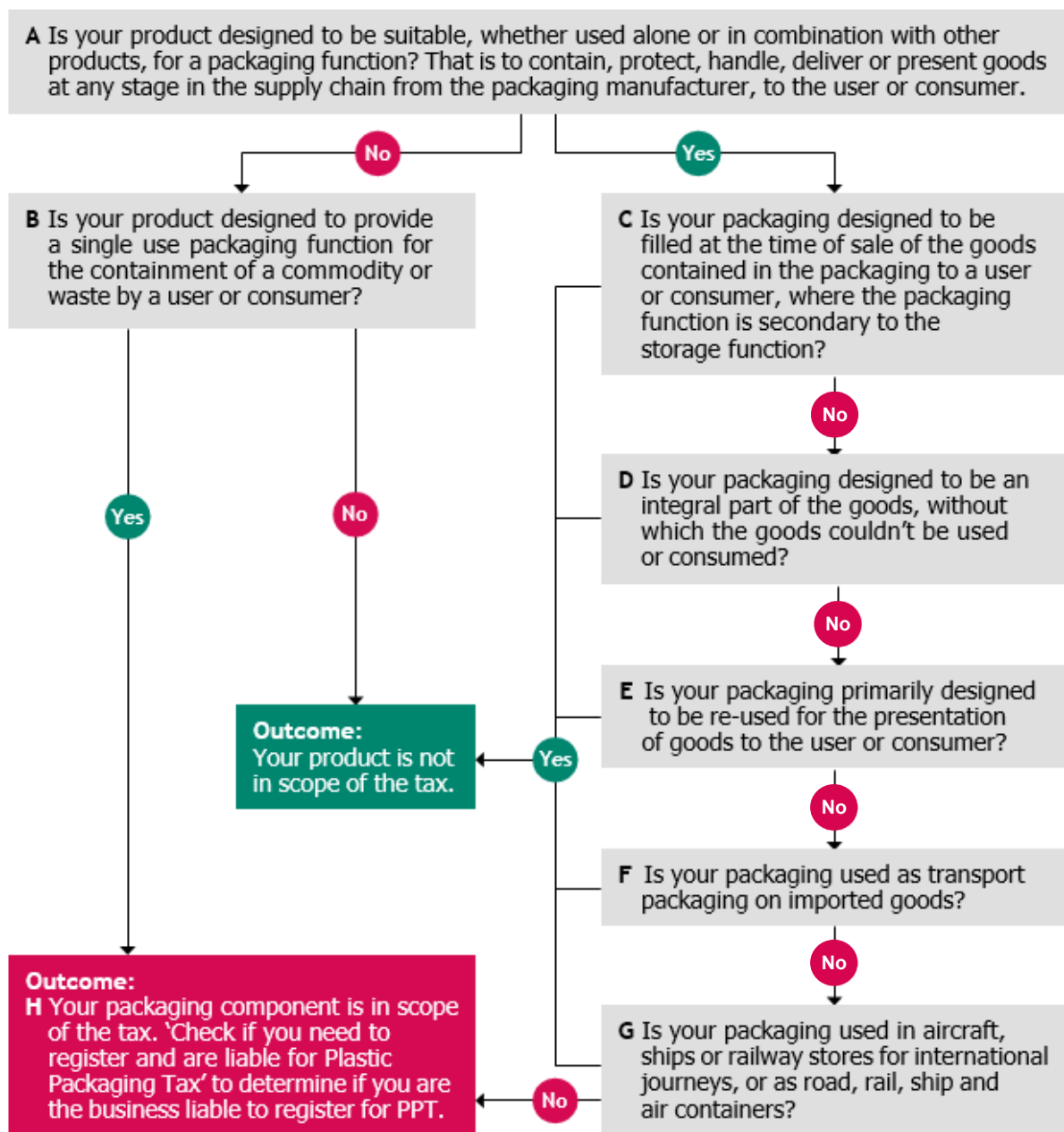
To mitigate against disproportionate administrative burdens in comparison to the tax liability for those who are likely affected, there will be an exemption for manufacturers and importers of less than 10 tonnes of plastic packaging per year.

It is important to ensure that your business understands the implications of the new Plastic Packaging Tax before its introduction in April 2022 and it provides some time to become prepared and to adjust behaviours where necessary.

The Plastic Packaging Tax is only one of a range of waste reforms expected in the next few years. The Waste Management Plan for England issued in January 2021 includes other commitments around packaging producer responsibility, recycling, and the circular economy.

Plastic packaging tax is chargeable on plastic packaging components imported into and manufactured in the UK. If your plastic packaging component contains more plastic than any other material by weight, check if it is in scope of Plastic Packaging Tax.

Please use the further information given on pages 3-6 alongside this decision tree.





## Further information for each decision tree step

This decision tree should be followed for packaging components that contain more plastic by weight than any other single substance. For example, if a 10-gram packaging component is made of 4 grams of plastic, 3 grams of aluminium and 3 grams of cardboard, it will be considered to be a plastic packaging component for the purposes of this tax.

Plastic includes bioplastics, including biodegradable, compostable and oxo-degradable plastics.

Businesses that manufacture or import less than 10 tonnes of plastic packaging do not need to register for the tax. For more information on the 10-tonne threshold see 'Check if you need to register and are liable for Plastic Packaging Tax'.

A plastic packaging component will not be chargeable for the tax if it:

- contains 30% or more recycled plastic;
- is for use in the immediate packaging of a human medicinal product;
- is directly exported, or
- is permanently set aside at production or importation for a non-packaging function.

However, businesses must still submit returns and declare these types of plastic packaging where the volume of plastic packaging components that they produce or import exceeds the 10-tonne threshold.

### **Step A – Products designed to be suitable, whether used alone or in combination with other products, for a packaging function**

These are packaging components that are designed to be suitable, whether used

alone or in combination with other products, to contain, protect, handle, deliver or present goods at any stage in the supply chain from the manufacturer to consumer or user.

Examples of products that meet this definition include coat hangers, plastic crates for fruit and vegetables, bottles and bottle caps.

If the packaging component meets this definition it does not matter whether it is manufactured or imported for use in the supply chain of the goods or by a user or consumer. For example, cling film and plastic parcel tape can be designed to be suitable for use in the supply chain or for use by the consumer.

### **Step B – Products designed for single-use for use by a user or consumer, in containing any commodity or waste**

These are packaging components that are designed as single use packaging products (even where they are capable of being used on more than one occasion) for use by a consumer or user in containing, protecting, handling, delivering or presenting any commodity or waste. The tax will apply to products that meet this definition, for example:

- plastic bags such as carrier bags, bin liners and refuse sacks, sandwich bags and nappy sacks
- disposable cups such as expanded polystyrene (EPS) cups, vending machine cups, plastic wine or pint glasses, party cups

### **Step C – Packaging filled at the point of sale where the packaging function is secondary to the storage function**

These are packaging components that are designed to be suitable to contain goods at the point of sale to the consumer or user. This is where the product's packaging function is secondary to its use by the end consumer, to contain, support or preserve the goods throughout their lifetime. The tax does not apply to packaging that meet this definition, for example:

- toolboxes
- first aid boxes
- earphone or earbud cases
- manicure set cases
- glasses cases
- CD/DVD/video game cases
- board game boxes

### **Step D – Packaging that is an integral part of the goods**

These are packaging components that are:

- designed so that the packaging component is an integral part of the goods sold to a user or consumer (unless those goods are themselves a packaging-component);
- necessary to enable the goods to be used by the user or consumer; and
- discarded by the user or consumer once the goods inside are used or consumed or with the goods.

The tax does not apply to products that meet this definition, for example:

- water cartridge filters
- printer or toner cartridges
- tea bags
- perforated rice bags
- room deodorisers
- lighters
- dental floss cases

Packaging components such as a dispenser on a soap bottle and a lid with a valve on a ketchup bottle, are not considered an integral part of the good and are in scope of the tax because it is possible to use or consume these goods without the packaging

## **Step E – Packaging primarily for re-use for the presentation of goods**

These are packaging components that are primarily designed to be used and re-used for the presentation of goods to a user or consumer, and have been permanently set aside for this purpose before or as soon as they have been

manufactured or imported. A record of this setting aside must be kept. The tax does not apply to products that meet this definition, for example:

- sales display shelf
- shop fittings specifically for presenting goods
- sales presentation stands

## **Step F – Packaging used to transport goods into the UK**

This is transport packaging that is used in the delivery of goods into the UK. Transport packaging is either:

- packaging that is used to handle and transport a number of sales units or grouped packaging, to prevent physical handling and transport damage; or
- road, rail, ship and air containers

The tax does not apply to products that meet this definition for example, plastic pallets and pallet wrap to secure consignments of products to pallets during the delivery of goods into the UK

Where plastic transport packaging is used only to transport goods within the UK, or unfilled transport plastic packaging components imported as an item in its own right, these will be chargeable for the tax.

## **Step G – Packaging used in aircraft, ship or railway stores**

Packaging components that are used in aircraft, ship or railway stores for international journeys are not subject to the tax. If the plastic packaging is subsequently imported (removed from the stores and released into the UK) then it will be in scope of the tax. You can find further information about what are classed as stores for this purpose in the Excise Notice 69a: aircraft, ship and train stores.

## **Step H – The packaging component is in scope of tax**

All plastic packaging components that reach this stage of the flow chart are in scope of the tax. You should read 'Check if you need to register and are liable for Plastic Packaging Tax' to see who is liable to account for the packaging weight to HMRC
















and pay any tax due.

For further general information about Plastic Packaging Tax, please see 'Get your business ready for the Plastic Packaging Tax' guidance on GOV.UK: [www.gov.uk/government/publications/get-your-business-ready-for-the-plastic-packaging-tax](http://www.gov.uk/government/publications/get-your-business-ready-for-the-plastic-packaging-tax).

Source: [fdf.org.uk](http://fdf.org.uk)



## POLYMER PRICE TRACKER (DOMESTIC MARKET) JANUARY 2022

<b>High Density Polyethylene HDPE)</b>			<ul style="list-style-type: none"> <li>HDPE prices increased by Rs 1000 per MT in January 2022 after a decline of Rs 6000 per MT in December 2021. Prices were up Rs 1500 per MT in November 2021.</li> <li>In January 2022, HDPE prices were increased by Rs 1000 per MT in the third week. Thereafter no changes were announced.</li> </ul>
			
Nov-21	Dec-21	Jan-22	
<b>Linear Low-Density Polyethylene (LLDPE)</b>			<ul style="list-style-type: none"> <li>LLDPE prices increased by Rs 1500 per MT in January 2022 after a decline of Rs 9000 per MT in December 2021. Prices were up Rs 2500 per MT in November 2021.</li> <li>In January 2022, LLDPE prices were increased by Rs 1500 per MT in the third week. Thereafter no changes were announced.</li> </ul>
			
Nov-21	Dec-21	Jan-22	
<b>Low Density Polyethylene(LDPE)</b>			<ul style="list-style-type: none"> <li>LDPE prices fell by Rs 2000 per MT in January 2022 after a decline of Rs 11500 per MT in December 2021. Prices were up Rs 5000 per MT in November 2021.</li> <li>In January 2022, LDPE prices were reduced by Rs 3000 per MT in the first week, but subsequently increased by Rs 1000 per MT in the third week.</li> </ul>
			
Nov-21	Dec-21	Jan-22	
<b>Polypropylene (PP)</b>			<ul style="list-style-type: none"> <li>PP prices inched up by Rs 1000 per MT in January 2022 after a decline of Rs 12000 per MT in December 2021. PP prices were unchanged in November 2021.</li> <li>In January 2022, PP prices were increased by Rs 1000 per MT in the third week. Thereafter no changes were announced.</li> </ul>
			
Nov-21	Dec-21	Jan-22	
<b>Polyvinyl Chloride (PVC)</b>			<ul style="list-style-type: none"> <li>PVC prices fell by Rs 9000 per MT in January 2022 after a decline of Rs 7000 per MT in December 2021 and Rs 13000 per MT in November 2021.</li> <li>In January 2022, PVC prices were reduced by Rs 5000 per MT in the second week and Rs 4000 per MT in the third week.</li> </ul>
			
Nov-21	Dec-21	Jan-22	



## Refills For Ball Point Pens

Refills for ball point pens are extruded tubes (mostly of plastic) filled with ink and a metal tip fitted at one end. Refills are the most technology intensive part of a pen because the tip and the ink need to be carefully balanced with each other in order to achieve an optimal mix of writing smoothness. As a fairly recent development, ball point pen manufacturers are promoting the idea of refills for plastic pens and use of recycled plastic in their products to reduce plastic pollution.

The product is classified under Subheading 960860 of the Harmonized System (HS) of Coding. World-wide import of Refills for ball point pens is valued between USD 170-190 million per year.

- In 2020, top-5 exporting countries of Refills for ball point pens were: Japan (40.8%), France (12.0%), Germany (10.8%), China (9.9%), and India (5.2%).
- Likewise, top-5 importing countries of Refills for ball point pens were: France (14.9%), China (8.0%), Germany (7.5%), United States of America (7.3%), and South Korea (5.6%).

In 2020-21, India exported 5.57 billion pieces of Refills for ball point pens valued at USD 8.85 million to the world. United States of America the key export destination both in terms of value and volume.

Destination Country	Value (USD Mn)	Destination Country	Qty. (million pc)
United States of America	5.97	United States of America	4,703
France	0.46	France	686
China	0.31	Indonesia	68
Indonesia	0.27	Algeria	18
United Kingdom	0.27	Malaysia	17
Algeria	0.24	South Korea	12
Poland	0.13	China	9
United Arab Emirates	0.12	United Arab Emirates	9
Malaysia	0.11	Ghana	7
Russia	0.10	Morocco	4

Source: Department of Commerce, Govt. of India, Plexconcil Research





India is also an importer of Refills for ball point pens. In 2020-21, India imported 67 million pieces of Refills for ball point pens valued at USD 2.63 million from the world. Japan was the major supplier country in terms of value while China was the major supplier country in terms of volume.

Source Country	Value (USD Mn)	Source Country	Qty. (million pc)
Japan	1.30	China	56
China	0.76	Japan	9.9
Germany	0.35	Germany	1.2
Hong Kong	0.09	Hong Kong	0.3
United Arab Emirates	0.06	South Korea	0.1
France	0.02	France	0.03
South Korea	0.01	Taiwan	0.02
United States of America	0.01	United Arab Emirates	0.01
Singapore	0.01	Singapore	0.01
Switzerland	0.005	United States of America	0.003

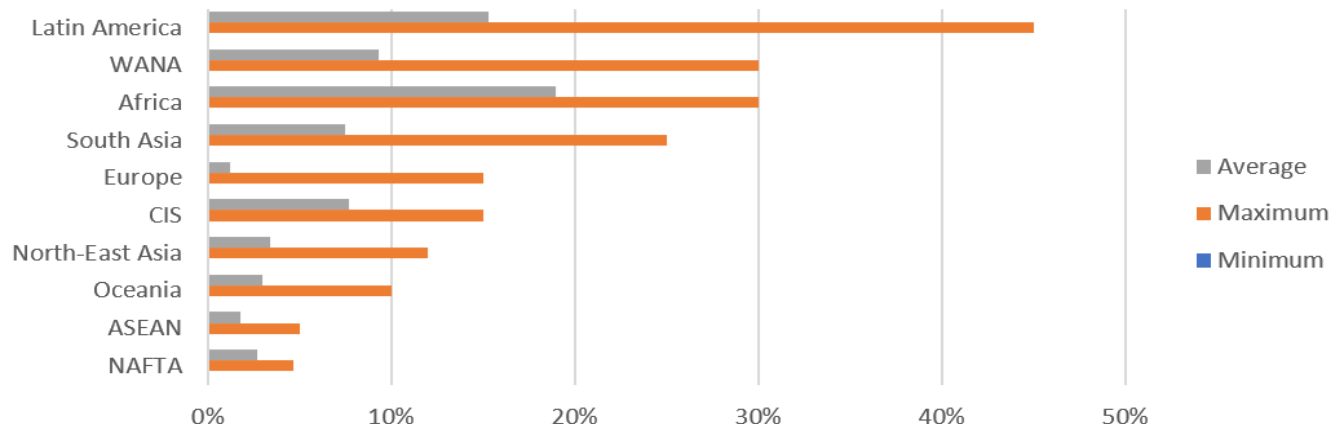
Source: Department of Commerce, Govt. of India, Plexconcil Research

Indian firms dealing in Refills for ball point pens have immense potential to export to destinations like United States of America, South Korea, Poland, Italy, Mexico, United Kingdom, Czech Republic, Indonesia, Slovakia, and Tunisia.

There is zero customs duty applicable on import of Refills for ball point pens from India in the European Union, United Kingdom and Japan due to Generalised Scheme of Preferences Scheme; and in a few ASEAN countries like Malaysia and Myanmar due to India-ASEAN Free Trade Agreement. Import of Refills for ball point pens from India is eligible for zero customs duty in Republic of Korea due to India-Korea Comprehensive Economic Partnership Agreement.

Unfortunately, several countries in Latin America, WANA, Africa, South Asia, CIS, and North East Asia do not accord any preferential treatment to Refills for ball point pens exported from India due to which the average customs duty faced on these products is high.

Effective tariff applied by various regions on import of Refills for ball point pens from India



Source: Market Access Map, Plexconcil Research

## Industry Speak

Interview with Ajitabh Agarwal, Director, Krishna Pens Pvt Ltd.

### 1. What is the reason for the high import of ball point pen refills, despite the high value of exports?

Ball point pen refills are heart of ball pens so let me start by taking pride in confirming that over the period of last 15 -20 years India has become a global brand in mass selling ball point pens due to its very high and consistent quality of ball point refills.

Most of the big brands from around world source their ball pens/refills from India due to our high quality of ball point refills. India being the largest ball point tips and ball point ink manufacturing country in the world supports all the manufacturers in producing very high-quality refills.

Refills are of various kinds and India specializes in manufacturing of ball point pen refills & gel refills for mass marketing ball pens. However, ball point manufacturers who are into production of high valued pens have to import other high value refills such as Roller Pen refills, free ink system refills, erasable pen refills etc which are very high cost and so the import bills for the same are high but the volume is low.

### 2. What countries demonstrate good export opportunities for India?

Latin American countries, North African countries, South African countries, Middle eastern countries, Turkey etc. where manufacturing of pens have started due to the respective governments bringing in anti-dumping duties are good potential for India to target. These new manufacturers have zero experience of producing ball point pen refills which is a high skilled job and requires experience.

United States of America still has many refills manufacturing companies that supply to local companies. Hence both the buyers of the refills and manufacturers of the refills are potential customers for us as our cost of manufacturing is almost 60% of their cost and quality is at par.

### 3. Who are India's major competitors and why?

We face major competition on essentially 2 aspects due to which we have to depend on imports, or we are unable to Export.

- Lagging of production of high value refills—India still does not majorly produce refills like roller ball, free ink system refills, pressurized refills and erasable ink refills. These refills have to be imported from Germany, Switzerland, South Korea, Japan etc as they specialize in manufacturing of these refills.

- Cheap quality mass selling refills – India's major competitor is China as many importers of refills who only focus on prices import from China due to their very cheap prices despite the unpredictable quality of refills being supplied by them. These refills are produced by China using Chinese indigenous tips and inks which are very cheap and so their end product refills are also cheap.

China cannot compete with India with the standard of the quality of refills that is being produced by India. China is always expensive and sellers from China themselves refrain from being compared with India as they can never compete.

#### **4. What are the major challenges faced by manufacturers/ exporters of ballpoint pen refills?**

The major challenge faced by Indian exporters is the cheap alternate quality available from China as importers get attracted by the prices. Exporters must educate the importers about the quality differences between the Indian quality and other cheap alternatives available. Further exporters of refills must educate all the new manufacturer/importer of refills of ways to handle refills during storage or assembly of ball pens to avoid any rejection at their end due to ignorance. This will help in keeping up image of India as high quality brand.

#### **5. How can we get a larger number of MSME players to enter into exports of the ballpoint pen refills?**

Refills manufacturing used to be a cottage industry in past as it could have been started with small investments. However, to be a specialized refills manufacturer one has to invest in good quality of assembly machines, testing machines, R&D and a good or skilled team. For this proper training and awareness is required which can be done by the organizations like Plexconcil or the Pen Industry Association etc.

#### **6. What has been the impact of luxury writing instruments on the industry?**

Luxury writing instruments has added value to the pen manufacturing industries. End users can experience feel of different technology used in writing instruments available across the world and it helps in the growth of the industry. Luxury writing instruments are like jewels and increases the purchasing power of the end customer which has opened up new line of business for Indian Plastic pen manufacturers in India.

#### **7. What has been the impact of digital revolution on the industry, especially in the past 2 years, since COVID?**

Digital revolution which came in due to work from home and online classes due to Covid 19 lockdown was initially a big setback for the entire pen and ball point refills manufacturing industry as the sales had come to a halt. However, the situation lasted only until 3rd quarter of 2020.

Initially it was predicted that work from home and online classes would be new normal and entire industry of writing instrument manufactures would have to relook at their growth plans or expansion plans.

From the start of 4th quarter of 2020, opinions started changing and difficulties due to online classes on students and on the entire working class due to work from home started a new school of thoughts. They started advising the negative impact of WFH and online classes on both segments and except for India and few other countries, schools were regular in most part of the world and so the discussions of working from office also started.

Now, the situation is back to normal and impact of digital revolution on the industry has minimized.

#### **8. What are the latest technologies/ advancements/ trends prevailing in the industry today?**

Due to pandemic and adverse impact on the industry in last 2 years there have been not many advancements or technological development in ball point refills or writing instrument industry.



## Become an EXIM Pro in Just 48 Hours!!

**8 Weeks ONLINE  
CERTIFICATE COURSE IN INTERNATIONAL BUSINESS  
(Saturdays & Sundays Only) (April-May 2022)**

### Why should you attend?

Export diversification is the need of the hour, and both start-up companies as well as established firms are looking for managers with in-depth understanding of doing business across various global markets. This enables companies to develop customized business plans and market entry strategies that are assets when preparing the firm's expansion plans. Exporting can reduce business risks by developing alternative markets should a slow down or disruption occur in the domestic market. By helping manage seasonal slowdowns, exporting allows you to sell to diverse markets that are complementary to your domestic customers' seasonal requirements.

Being an export-oriented body managed professionally, the curriculum and teaching methods will be at par with international standards and needs. In the present scenario, there are better business opportunities and good job offers for trained & skilled people in the field of International Business.

The **Plastics Export Promotion Council (PLEXCONCIL)** the apex body of the Govt of India, sponsored by the Ministry of Commerce & Industry in its pursuit to support and help the industry to expand and to launch into the lucrative international business has designed the Certificate Course in International Business. The course aims to professionalize the export business and to open better employment opportunities for enthusiastic professionals. The course equips the participants to face the challenges of the international market while acquiring the practical knowledge of being an Export-Import Business.



**THE PLASTICS EXPORT  
PROMOTION COUNCIL**




### Accreditation & Certification

PLEXCONCIL is a **"Training Partner"** with the The Rubber, Chemical & Petrochemicals Skill Development Council (RCPSPDC) which is the Sector Skill Council under the NSDC (National Skill Development Corporation). The Council is in the process of getting accredited with reputed Management Institutions from India including the Export Boards of various State Governments in India for their Training & Skill Development Courses.





## CONTACT US



### Head Office (Mumbai)

#### Ms. Alka Lopes

Assistant Manager

Dynasty Business Park, Ground Floor  
B-Wing, Office No. 2, Chakala, Andheri East  
Mumbai, Maharashtra 400 059, INDIA

+91-22-4017 0000, +91-9819852840, +91-9967580549  
alka@plexconcil.org

### Regional Office – North (Delhi)

#### Mr. Ashutosh Kumar

Regional Director

319, Third Floor, Block E  
International Trade Tower 99, Nehru Place  
New Delhi 110 019, INDIA

+91-11-2647 8817 / 2647 8819  
+91 92054 45771

ashutosh.kumar@plexconcil.org

### Regional Office – South (Chennai)

#### Mr. R. Dayanidhi

Assistant Director

5 Vivekanand Road Off Spur Tank Road Chetpet Chennai  
Chennai, Tamil Nadu 600 006, INDIA

+91-44-2829 2620 / 2829 2625 / +91 98400 53930  
dayanidhi@plexconcil.org

### Regional Office – East (Kolkata)

#### Mr. Nilotpal Biswas

Regional Director

Vaniya Bhavan, ITFC  
1/1 Wood Street, Kolkata  
West Bengal 700 016, INDIA

+91-33-2283 4497 / 2283 4498  
+91 93310 78058  
nilotpal@plexconcil.org

### Regional Office – West (Ahmedabad)

#### Mr. Naman Marjadi

Assistant Director

A-1001, Titanium Heights, Corporate Road  
Prahadnagar, Makarba, Ahmedabad  
Gujarat 380 015, INDIA

+91-79-4801 0103  
+91 94291 15629  
naman@plexconcil.org

## Course Details (Duration & Eligibility)

The duration of the course would be 8 (Weekends Only) with 6 hours per week (Saturday 4pm-7pm & Sundays 10am-1pm)

**Eligibility** would be minimum graduation in any stream or at least 1 year of work experience. The participant should have a dedicated wifi connection for online classes.

## Course Fee:

- The course fee would be Rs. 15,000/- (Incl of GST) per participant
- If there are 2 or more from the same company then the course fee would be Rs. 12,000/- (Incl of GST) per participant
- Council Members Special concession – Rs. 10,000/- (Incl of GST)

## Course Highlights

- All class sessions are live and facilitate two-way interaction between participants and the Faculty.
- Experienced Faculty from the Industry & Educational Institutions.
- The synergy between peers and faculty members through discussion forums online.
- Attending the session from anywhere using desktop/laptop/tablet/Mobile

## How to Apply:

- Visit [www.plexconcil.org](http://www.plexconcil.org) and follow the link to apply online or Fill in the attached application form and send it to [skills@plexconcil.org](mailto:skills@plexconcil.org) before March 20th, 2022
- Please follow the link on the website to pay online on [www.plexconcil.org](http://www.plexconcil.org)
- You may also approach the Regional Offices for the application form & other details



## Can Bioplastics Really Make Fashion More Sustainable, Biodegradable, or Recyclable?

In recent years, the fashion industry has been keenly experimenting with bioplastics: a small but rapidly growing market that is aiming to make fossil-fuel fashion a thing of the past. You may already have sneakers with bioplastic soles or sunglasses made from bio-acetate. In the not too distant future, you may be sporting a bio-based sequined dress or a faux fur coat.

Currently, bioplastics represent only around one percent of the 791 million pounds of plastic produced in 2019. But by 2024, the bioplastics market is expected to increase by 36%, fueled by an urgent need to divest from fossil fuels, the most common feedstock for plastics.

According to BP's Statistical Review of World Energy 2016, there's just under 50 years' worth of oil left on earth. In order to keep global heating below 1.5 degrees, by 2050, 60% of oil and fossil methane gas and 90% of coal has to stay where it is: in the ground.

"In the last few months since COP26, there's been a climate fervor that has just grown and grown," says Paul Foulkes-Arellano, founder of the circular design consultancy Circuthon. "People don't want to use fossil fuels anymore, which means that they're turning to bioplastics."

As the appetite for bioplastics grows, it's worth asking whether this "green" alternative to petroleum-based plastics really is as good as it sounds. Are bioplastics the answer to fashion's plastic problem?

### What are bioplastics?

Bioplastics are made by swapping petroleum for a natural, renewable feedstock. The most common feedstocks on the market include corn, sugarcane (which are fermented to produce polylactic acid or PLA), sugar beets, and castor beans, which are known as first-generation feedstocks. Second-generation feedstocks come from waste materials, and the third generation comes from non-food sources like algae and bacteria. One example of the third generation type is Bloom by the Mississippi-based company Algix, an algae-blended EVA, or synthetic rubber.



Bioplastics fall into two camps: drop-in or new materials. Drop-in bioplastics are essentially a direct replacement for petroleum-based plastic and can be incorporated into existing manufacturing systems, while new materials have to be made and recycled in purpose-built factories. The latter is more expensive and difficult to use, for obvious reasons.



“There are many conventional plastics that can be made as bio-based versions, and they’d have exactly the same application,” says Dr. Ashley Holding, a chemist and the founder and principal consultant of Circuvate. “You can use a bio-based EVA,” ethylene vinyl acetate, “foam to replace petroleum-based EVA foam. “It’s the same material, but it’s coming from bio-based feedstocks.”

## Who is using bioplastics in fashion?

While many types of bioplastics are in their early stages of production, there are a few notable uses on the market. In 2018, Brazilian petrochemical company Braskem partnered with footwear brand Allbirds to produce SweetFoam, a biobased EVA that now makes up all of the U.S. brand’s shoe soles. The wider footwear industry has enthusiastically adopted this oft-called “green EVA” after Allbirds made the recipe open source, and it can now be found in the shoes of brands like TOMS, Timberland, Puma and others. Foulkes-Arellano predicts that the entire footwear industry will have transitioned to bio-based soles within the next 10 years.



Glasses are another category where bioplastics have been widely embraced, with brands like Stella McCartney, Moncler, Randolph among the companies working with a wood-pulp-derived bio-acetate that is also biodegradable. (For more on that, read our acetate explainer.)

There are also some exciting innovations happening in the world of third-generation bioplastics, like American designer Phillip Lim’s collaboration with researcher Charlotte McCurdy on bioplastic sequins made from algae, created with textile R&D company Pyrates.



## Are bioplastics recyclable, biodegradable or compostable?

It’s impossible to make any general statements about bioplastics, as the sustainability credentials change depending on the feedstock, the type of plastic it’s turned into, where it’s produced, and what it’s replacing. “Just because it’s bio-based doesn’t mean it’s biodegradable, and just because it’s biodegradable doesn’t mean it’s bio-based,” explains Holding. “There are many fossil fuel-based plastics that are biodegradable. In fact, the ones that are mainly used in biodegradable packaging are fossil-fuel based. It’s down to the chemical structure of the polymer itself and not the feedstock it comes from.”

This only adds to the confusion for brands and customers. “It’s something that manufacturers of materials will pitch to brands, then they might include it in their marketing materials, without quite understanding the distinction between these things,” says Holding. “This is a common misunderstanding and the public can get quite confused if something is marketed as biodegradable, and they think it’s bio-based, or the other way around.”



Commercially available bioplastics act just like any other plastic. When it comes to recycling, that means that drop-in bioplastics can be recycled, so long as the recycling facilities already exist to do so. It’s a different story if the bioplastic is a new material, however. “There’s a difference between it being theoretically recyclable, and whether it makes economic sense to collect and recycle it,” Holding says. “In many cases when you have such a small volume of something, even biopolymers like PLA which are growing and growing, but still it’s only a fraction of the market. Why would you set up a recycling plant just for this one very small stream of polymers?”

## Do bioplastics shed microfibers?

One of the biggest issues with the proliferation of plastics is the tiny microfibers that are shed when we wash and wear plastic fashion. Last year, a report by researchers from the University of California, Santa Barbara estimated that 5.6 million metric tons of synthetic microfibers were emitted from apparel washing between 1950

and 2016, with half of this amount emitted during the last decade. “Every time you tread a pair of Nikes or Adidas, you’re sending thousands of microplastics into the atmosphere,” says Foulkes-Arellano.

Holding agrees, pointing out that just because something is compostable, it doesn’t mean it’s certified to degrade in the ocean. “There’s an assumption that if something is biobased, then it’s going to be a solution to microfiber pollution,” he says. But a biobased fiber can still be eaten by — and cause problems for — tiny shrimp and baby sea turtles.

## Can bioplastics be mixed with other materials?

Say you come across a pair of trainers partially made from bioplastic, is that better or worse than no bioplastics at all? “If everything is bio, it does mean less pollution and a lower carbon footprint,” Foulkes-Arellano says. Turns out, mixing your feedstocks could lower the carbon impact of a product, but it comes at a cost, leading to potential complications down the line.

“I’m concerned about the proliferation of materials without any focus on the end-of-life implications,” Holding says. Already, mixing polyester with wool and acrylic makes it impossible to recycle. We don’t yet know how mixing fossil-fuel plastics with bioplastic could affect fashion’s ambition for a circular economy.

## Where will all this feedstock come from?

One concern about pivoting to bioplastics revolves around the reliance on agriculture to produce our plastic instead of fossil fuels. “The issue is we don’t want deforestation happening instead of fossil fuel extraction,” says Foulkes-Arellano. “Instead of it being a fossil-fuel plastic crisis, you end up having no trees and an overdemand for timber.”

So we can’t rely on one type of feedstock. “We have to be careful to use bits of everything, we can’t just go 100% into trees or 100% into castor beans,” Foulkes-Arellano says. That would be truly imitating nature, to have a diverse and varied eco-system of bioplastic production sources.

While research shows that the land share needed for the bioplastics industry will only make up 0.021% of the global agricultural area by 2024, it’s important that it grows sustainably. “Even though the land use share for biosynthetics is very low, solutions to reduce land-use needs and responsible land management are critical as the sector grows in popularity,” a representative for Textile Exchange, a responsible textile non-profit that has a dedicated biosynthetic initiative, said by email. “Overall, there is no “best” feedstock — it depends on

the specific local context, production practices, and application.”



The verdict on Bioplastics in Fashion and Sustainability If you’re in the market for more sustainable sneakers or sunglasses, bioplastics can be a better alternative to petroleum-based ones. But as the popularity and availability of bioplastics grows, it’s likely that the greenwashing will too. Holding stresses that any growth should be driven by data, rather than green marketing initiatives.

“This rush to replace things with biobased needs to be tempered by evidence-based analysis, solid data, facts, and a consideration of the whole life cycle analysis,” he says. “I hope we’re moving away from fossil-fuel polymers, but it doesn’t necessarily mean we have to branch out into new things. I want to see feedstocks into a mixture of biobased and recycled, so we can in theory completely cut petroleum out of the equation.”

Our experts agree that this won’t work unless the industry invests in developing a truly circular economy that feeds bioplastics back into the system indefinitely. “Ultimately, bioplastics are a precious resource and the brands have to be responsible for getting it back,” says Foulkes-Arellano. And we’re quite a ways away from that kind of system.

At the end of the day, bioplastics are not going to solve fashion’s plastic crisis, but they could be part of a suite of solutions, coupled with reducing production and shifting away from plastic production altogether.


Source: ecocult.com



# Know More about Plastic Waste Recycling & EPR



We can help you with all your  
recycling issues and Equipment  
Needs.



**VISIT US AT TO SEE LIVE  
DEMO OF RECYCLING  
MACHINE**

**7<sup>th</sup>**  
**Plastasia<sup>®</sup> - 2022**  
20 - 23 April 2022, Pragati Maidan, New Delhi, India.

**HALL NO: 12**  
**STALL NO: H12AD26**



**Phone: +919223336758**

**Email: [gms.plasticmachinery@gmail.com](mailto:gms.plasticmachinery@gmail.com)**

**Website: [www.recycleplastics.in](http://www.recycleplastics.in)**

**Design By: [www.untitledgraphics.in](http://www.untitledgraphics.in)**






## Plastic's Edge over Metal in Medical Device Fabrication

As technology continues to advance, medical device designers are being asked to increase performance and longevity of devices while decreasing costs. One of the most effective methods of achieving both goals is through a metal-to-plastic conversion using a medically compatible resin.

Newer polymers allow for the design of multiple features into one molded component and can replace metal components or multiple smaller parts. By improving the product design and manufacturing process with the latest materials and plastic manufacturing techniques, medical device designers can improve performance of the medical device while reducing its cost.

Medical devices continue to get smaller and more complicated. The size and complexity issues present opportunities for metal-to-plastic conversion. Small tools often are used by professionals who are gloved, and resins offer the ability to apply texture and reduce weight. By using a material that provides improved wet-grip characteristics and ergonomics, designers are able to improve the overall functionality of products. The use of properly selected thermoplastic elastomers (TPEs) allows for products that withstand sterilization to be made more effectively.



Instruments that must be repeatedly cleaned and sterilized, sometimes multiple times a day such as dental instruments, can now be made from high-performance materials such as polyether imide (PEI), or polyetheretherketone (PEEK) polymers. These improvements result in better medical devices often at lower manufacturing costs.

Another advantage of medical resins is their biocompatibility. There are polymers currently available that can be used as joint-replacement materials. These materials have been found to provide better long-term outcomes for patients than the antiquated stainless-steel materials of construction.

Medical resins are ideal for bone implants. Devices made from PEEK polymer are a better match to the normal flexibility of a bone for implants. When a stainless-steel implant is used, the adhesion between the implant and bone tends to loosen over time, because the bone has

a small amount of flexibility. A stainless-steel implant does not flex.

By using PEEK polymer as the implant stem, rather than traditional stainless steel, the polymer has close to the same flexibility as the bone and there is a reduced tendency for the implant to loosen over time. This compatibility between bone and polymer makes a more effective medical device — one that will allow better long-term outcomes, especially as the average life span of an implant increases in tandem with the life expectancy of the general population.

Source: Plastics Today

### **DuPont Signs Definitive Agreement to Divest Engineering Plastics Business to Celanese**

DuPont's November 2021 announcement outlining its intent to sell its Mobility & Materials is proceeding to a successful outcome with the signing of a definitive agreement to divest "the Engineering Polymers business line and select product lines within the Performance Resins and Advanced Solutions business lines" to industry peer Celanese for \$11 billion. Combined, these businesses represented approximately \$3.5 billion of net sales and \$0.8 billion in operating EBITDA in 2021. The transaction is expected to close around the end of 2022.

The move reflects DuPont's transformation into a primarily electronic materials player, with the proceeds to fund the previously announced acquisition of Rogers Corp. and further M&A opportunities in addition to continuing share repurchases. DuPont also will continue to boast a strong presence in water, industrial technologies, protection, and next-generation automotive.



Through the acquisition, Celanese will gain a substantial footprint in performance polyamides, while augmenting its presence in the engineering polyesters (PBT, PRT) segment, and adding specialty elastomer offerings. Celanese is already a major player in PPS, UHMWPE, and LCP, and it also has existing positions in polyamide, PPA, PCT, TPV, and polypropylene compounds.

Unsurprisingly absent from the deal is polyacetal resin, given that both Celanese and DuPont are major players with their Hostaform/Celcon and Delrin brands, respectively. DuPont plans to divest the Delrin business separately. This product generated sales of \$550 million in 2021. DuPont is targeting a closing date for the sale of the Delrin business in the first quarter of 2023.

The Auto Adhesives, Multibase performance resins and Tedlar protective film lines within the Mobility & Materials segment also are not included in the scope of the intended divestitures.

"The transaction with Celanese that we are announcing today will create a market-leading portfolio serving the automotive, consumer, and industrial markets with unmatched scale, manufacturing capability, and technical expertise," said Ed Breen, Executive Chairman and CEO of DuPont. "We are proud of the strength of these industry-leading businesses, which we believe will be even stronger when combined with the highly complementary portfolio of Celanese. We are excited for Celanese to partner with the team, and we are confident that together they will continue to drive industry-defining material science innovation to serve customers and the value chain."

"We are excited to welcome our future colleagues from DuPont who have built a world-class product and technology portfolio which is highly regarded in the industry," said Lori Ryerkerk, Celanese Chairman and CEO. "Our businesses are highly complementary, which will accelerate our growth in high-value applications including future mobility, connectivity, and medical."

Source: Plastics Today

### **IML Thermoforming Reportedly More Sustainable than Injection Molding**

Greiner Packaging has developed a technique for thermoforming cups with in-mold labels (IML) that requires less material, is lighter in weight, and is more recyclable than similar IML cups produced via injection molding.

In addition, the sheet used in the thermoforming process to make the cup can be embedded with barrier properties, which can extend the shelf life of packaged food and help reduce food waste, according to Sebastian Eisenhuber, Global Product Group Manager.



“Greiner Packaging offers various barrier solutions, which increase protection against oxygen or light and, thus, make food last longer,” Eisenhuber told PlasticsToday. “Our barrier solution of choice is a PP-EVOH-PP combination, which we call multi-barrier technology (MBT). It is hard to make a general statement about how barrier solutions will extend the shelf life of a product,” Eisenhuber adds, “as this depends on many factors other than the packaging – such as the filling conditions and the type of filling itself.”



The company will develop packaging solutions based on the individual needs of its customers to achieve the best protection for its customers' goods, Eisenhuber said.

## Beyond injection molding-based IML

IML typically is used in combination with injection molding technology. The thermoformed IML cups are more sustainable by several measures, according to Philipp Maurer, Key Account Manager at Greiner Packaging. Less plastic is required to produce thermoformed cups, which saves resources and makes the cups lighter and less costly to transfer. This requires fewer carbon dioxide emissions during transport.

In addition, the cup and label are made of polypropylene (PP), a mono-material construction that is very easy to recycle. Mono-material solutions also are possible with PET, Eisenhuber told PlasticsToday.

When possible, Greiner Packaging tries to use recycled material, although the use of mechanically recycled material for food applications is limited because of strict approval criteria. Currently, only rPET meets those requirements.

During in-mold labeling, a label is inserted into the thermoforming mold that shapes the product and forms a solid bond with the finished product. Shaping and decoration are performed in a single, efficient process.

## Thermoforming achieves 25% weight reduction

After investing in a test mold, Greiner Packaging is able to manufacture 500-milliliter thermoformed IML (T-IML) cups with a diameter of 95 millimeters. By switching from injection molding to thermoforming, the cup's weight was reduced from 15 to 11.4 grams, a 25% reduction, Eisenhuber said.

T-IML is an especially high-quality form of packaging decoration, the company said. Matte, rough, glossy, or soft-touch decorative effects can be applied, and the printed content is photo quality and “visually outstanding,” Maurer said. “IML packaging solutions are extremely effective at attracting consumers' attention at the point of sale.

“At Greiner Packaging, we are committed to a circular economy and want to take a broad-based approach to making that happen,” Maurer added. “With our new T-IML cups using less material and being readily recyclable, they encapsulate exactly what we hoped to achieve.”

Greiner Packaging is a leading European manufacturer of plastic packaging in the food and nonfood sectors. Its two business units include Packaging and Assistec. The Packaging unit focuses on packaging solutions and the Assistec unit is dedicated to producing custom technical parts. Greiner Packaging employs a workforce of almost 4,900 at more than 30 locations in 19 countries worldwide. In 2020, the company generated annual sales revenue of €692 million (\$783 million), including joint ventures, which represents approximately 35% of Greiner's total sales.

Source: Plastics Today

## Dial's Refillable Hand Wash Reduces Single-Use Plastic Packaging

Leveraging the power of refillable packaging to reduce plastic use, Stamford, CT-based Henkel has developed a reusable packaging design for hand wash. The Dial Foaming Hand Wash concentrated refill starter kit contains one empty foaming hand wash bottle and three concentrated refill packets.

The concentrate in each refill packet reconstitutes, with water, to make 7.5 fluid ounces of foaming hand wash. The refills come in three formulations: Aloe-Scented, Lavender-Scented, and Sea Breeze-Scented. Each refill carton contains two packets.

According to Dial, each packet uses 95% less plastic than a single-use, 7.5-oz Dial Foaming Hand Wash bottle. In addition, the packets are recyclable through TerraCycle.





The refills also help reduce transportation-related carbon emissions by 85%, based on truck weight and product uses per truck.

Augmenting the refillable packaging news, Dial emphasized its support for a circular economy and sustainability-minded supply chain interventions via partnerships with Plastic Bank Recycling, TerraCycle, and Solidaridad.

Dial estimates that its collaboration with Plastic Bank will keep more than 30 million plastic bottles out of oceans in 2022 (a projection based on shipments over the 52-week period ending September 1, 2021.) Henkel plans for most Dial Liquid Hand Soap Refills and Foaming Hand Soap Refills to be made from Social Plastic from Plastic Bank by the end of 2022.

Plastic Bank describes Social Plastic as “reprocessed ocean-bound plastic feedstock that is transformed and reintroduced into the global supply chain, demonstrating environmental, social, and economic impact.” This feedstock is available as polyethylene terephthalate (PET) and low- and high-density polyethylene (LDPE and HDPE); it comes in bale, flake, and pellet form.

“We are excited to extend our partnership with Henkel and launch our first North American product program with Dial, a brand that is committed to the regeneration of the world’s oceans,” said David Katz, founder and CEO of Plastic Bank. “By integrating Social Plastic into its products and packaging, Dial is creating lasting environmental, social, and economic impact.”

Taking a different tack, the new, free Dial Recycling Program with TerraCycle enables consumers to recycle Dial packaging components that cannot be recycled through traditional curbside recycling. These include not only Dial concentrated refill packets but also the caps on Dial body washes and hand soap refills, hand soap and body wash pumps, exterior plastic wrap on bar soap, and interior waxed wrapping for bar soap.

“By encouraging consumers to rethink what is waste, the Dial Recycling Program helps build awareness that solutions do exist for items that may seem otherwise

unrecyclable,” said Tom Szaky, founder and CEO of TerraCycle.

Source: Plastics Today

## Indonesian waste management programme Project Stop achieves major milestone

When Project STOP was launched in 2017 by Systemiq and Borealis, the idea of building effective and more circular waste management systems to end the leakage of plastics into the environment in Indonesia was viewed by many as an idealistic delusion. Today, five short years later, the programme’s first city partnership in Muncar, initiated in 2018 and located in the Banyuwangi Regency in East Java, has achieved its financial, governance and technical targets, reaching full economic autonomy. It’s tangible proof that, with the right approach, public-private partnerships can work.

With the handover of the management of the programme to the local government and the community Project STOP Muncar is entering a new phase; one also marked by expansion: the Banyuwangi government has asked Project STOP to extend waste operations to the entire Banyuwangi regency. A Memorandum of Understanding was signed on 23 December 2021 to formalise the agreement.



Project STOP, whose partners today include next to founders Systemiq and Borealis, Nestle, Nova Chemicals, Borouge, Schwartz Group, Veolia, SWI, as well as the governments of Indonesia and Norway, was established to tackle the problem of the eight to thirteen million tonnes of plastics entering the oceans every year. Half of this waste comes from Southeast Asia, where the capacity of local waste management systems has been far outstripped by the burgeoning plastics consumption that has come with the region’s economic growth.

To address the issue, the Indonesian government has set a target of reducing ocean plastic pollution by 70% by 2025.

At present, Project STOP Muncar reaches 90,000 people with regular waste collection services. Two material

processing facilities have been established for recycling and composting waste at a full system cost of \$30/tonne. Moreover, the programme has achieved a double-digit profit margin due to high community participation (more than 90% of households), and waste fee payment coupled with efficient operations.

With the expansion of the programme to the entire Banyuwangi Regency, it will reach up to 2 million people by 2025, creating over 1,000 full-time jobs and collecting 230,000 tonnes of waste (25,000 tonnes of plastic) annually.

Currently, some 850 tonnes of waste are generated daily in Banyuwangi Regency alone. Over 78%, or 666 tonnes, primarily from households, is simply burnt or dumped in nearby rivers or the environment.

“I hope this partnership can support the Banyuwangi Regency in implementing a sustainable waste management system, as an effort to prevent environmental pollution, to increase the recycling rate, and to provide social benefits to the community, as an expansion from the current approach in Muncar municipality,” said Ipuk Fiestiandani, Regent of Banyuwangi.

Source: Sustainableplastics.com

### **Biesterfeld Plastic awarded ISCC PLUS certification**

International plastics and additives distributor Biesterfeld Plastic has now also joined the ranks of raw materials suppliers who have earned ISCC Plus certification.

A voluntary commitment, the certification is an affirmation of the Biesterfeld Group’s ambition to promote the development of more circular materials with a lower environmental impact.

ISCC Plus - International Sustainability & Carbon Certification - is one of the world’s leading certification systems for guaranteeing the sustainability of raw materials and products. The ISCC Plus standard focuses on traceability of raw materials within the supply chain, using the mass balance principle.



Applicants for ISCC Plus certification go through an audit process carried out by an independent third party, based on the applicable requirements as laid down in the ISCC system documents. It is a process that requires thorough preparation. For ISCC, the entire chain is always involved so that full traceability and sustainability claims are guaranteed for raw materials in every conceivable sector. In practice, this means that suppliers, producers and buyers must cooperate or be ISCC certified themselves. Moreover, since all participants in the value chain must also be ISCC Plus certified, starting from the raw material producer, the value chain becomes a chain of custody.

Hence, obtaining the certification underlines the high priority that the Biesterfeld Group attaches to the topic of sustainability, said Carsten Harms, management spokesperson at Biesterfeld Plastic and member of the executive board of the Biesterfeld Group.

The certification expands the Group's ability to supply sustainable material solutions to its customers via warehouse and direct delivery.

“Together with our suppliers and partners, we are developing innovative solutions that provide entry into the circular economy for the plastics industry,” said Martin Umbach, member of the management board at Biesterfeld Plastic and Business Manager, Sustainable Polymer Solutions.

“With the certification, we are once again emphasising the principles of the UN Global Compact, to which the Biesterfeld Group committed itself several years ago, concluded Harms.

Source: Sustainableplastics.com

## thyssenkrupp to build three major polymer plants for SASA in Turkey

thyssenkrupp Uhde's subsidiary Uhde Inventa-Fischer has signed a contract to build three new world-scale polymer plants for SASA Polyester Sanayi A.Ş. in Adana, Turkey.

One plant is planned to produce 380,000 tonnes of PET per year for low viscosity applications combined with a Co-PET plant with a capacity of 36,000 tonnes per year. The third plant will use Uhde Inventa-Fischer's proprietary patented MTR (Melt-to-Resin) technology to produce 330,000 tonnes per year of resin for the production of PET bottles.



Dr Mustafa Kemal Öz, GM of SASA Polyester Sanayi A.Ş., said: "We are pleased to choose again Uhde Inventa-Fischer for our new investments. SASA is racing to global leadership in polyester production with its state-of-the-art world-class production facilities. It is an honour to continue our co-operation with UIF who has been always a good business partner of our growth strategy." The MTR process eliminates the SSP (solid-state polycondensation) and leads to substantial energy savings. It reduces investment, operating and maintenance costs, has a higher raw material yield and results in products of superior quality. The MTR process is based on Uhde Inventa-Fischer's proprietary 2-Reactor technology which uses the patented ESPREE and DISCAGE reactors to obtain the desired high melt viscosities.

The design of the polycondensation plant will be based on the same proprietary technology, which enables the production of superior high-quality polyester polymer. A characteristic feature of the plant is that the polymer melt will be conveyed directly from the polycondensation plant to several downstream lines.

Source: Interplas Insights

## Highly-engineered 'mega-chocks' could transform tunnel construction

Fairgrieve Compression Moulding has developed a ground-breaking product which could transform the multi-billion-pound tunnel building industry – and is already attracting interest for large-scale orders.

General Manager Barry Davidson joined the business last year. He has made product development a key focus for the firm in 2022. It is an approach which is helping Fairgrieve cement relationships with long-term clients, and expand into new niche industry areas in which its expertise in moulding can bring big benefits to customers.

Davidson has recently been in discussions with international businesses operating in the tunnel construction sector to develop the new 'Mega-Chock', which is designed to support pre-cast concrete tunnel segments during their storage and transportation.

The Mega-Chock is the latest evolution of a vital product used in their millions across the tunnel construction industry, providing stable support during the storage and transportation of pre-cast concrete tunnel segments prior to their installation in the tunnel environment.



The sector is presently dominated by the use of either expensive timber or extruded solid plastic blocks, but following a significant investment by Fairgrieves into research, design and product development, they are ready to launch their latest product which is designed to offer safer handling and storage.

The Mega-Chock – which is hollow rather than solid throughout – is made of a glass-reinforced fibre material, with integral support ribs to offer high strength capable of supporting a high tonnage load bearing.

It is also 50 per cent lighter than alternative products currently used in the sector, which offers improved manual handling properties, and typically uses 50 per cent less plastic in its construction.



Its thermoset composition means that it will withstand the harsh conditions from being used outdoors in all seasons, unlike expensive timber alternatives which can either shrink or expand, leading to distortion and potential safety concerns.

Depending on end use requirements, the Mega-Chocks can be manufactured from materials which are suitable for hazardous environments where fire retardancy, smoke resistance and explosion resistance are critical parameters.

Davidson said: "I'm really proud of what we have done here as we have used our expertise gained from manufacturing other key products used in both the mining and construction sectors and have worked closely with our partners who specialise in either the raw material chemistry or precision tooling design.

"We have created a product which offers so many more additional benefits for this specialist industry, and crucially can be manufactured in large numbers at a much-reduced cost, is much lighter for manual handling, and is better for the environment."

Source: Interplas Insights

### **SABIC collaborates with Dongfeng to produce light-weight toolbox with plastic-composite hybrid solution**

SABIC has collaborated with Dongfeng Motors, one of the largest truck manufacturers in China, on the development of a novel plastic-composite hybrid solution to produce a strong, lightweight, truck-mounted toolbox.

The application is made with a combination of SABIC's STAMAX resin, a long glass fibre polypropylene, and continuous glass fibre composite laminate inserts via a single overmoulding process.

The finished part is lighter by up to 30 per cent (from six to four kg) compared to a similarly designed part in steel, and use of the solution allows Dongfeng to benefit from resulting production efficiencies.

Abdullah Al-Otaibi, General Manager, ETP and Market Solutions, SABIC, said: "This plastic-composite solution is a great example of how SABIC helps automotive customers expand design options and simplify production so they can achieve their goals. By combining two different materials, our solution improves both performance and processability. Now that this composite technology is validated and in mass production with Dongfeng, we see many other automotive applications that could benefit, and we are excited to help manufacturers seize those opportunities."

In addition to truck toolboxes, automotive applications for this hybrid solution with STAMAX resin can potentially include tailgates, seating, front-end modules and battery housings for electric vehicles.

SABIC's hybrid solution combines STAMAX resin with thermoformed composite inserts made of unidirectional (UD) glass fibre-reinforced PP tape from China-based Qiyi Tech, a company dedicated to the development and production of continuous fibre-reinforced thermoplastic composite materials.

The laminate inserts are pre-heated before being placed in the tool and overmoulded with STAMAX resin in a single operation. The inserts add stiffness and strength to critical areas of the part, enabling the use of thin-wall geometries that can reduce weight.

SABIC's plastic-composite hybrid solution expands design options, enables the consolidation of parts, and avoids secondary operations that can add costs and prevent high-volume production.

STAMAX resins feature 10-25% lower density than some competitive materials for weight-out. Their properties include high stiffness and impact strength, excellent structural performance, and easy flow for thin walls.

Source: Interplas Insights







THE PLASTICS EXPORT  
PROMOTION COUNCIL



**40%  
SAVE**

# Let's take your **Business online!**

PLEXCONCIL powered by QD Communications brings all its members this exclusive offer : An all inclusive website at an industry first flat rate of :

₹ ~~9999\*~~ Now at ₹ **5999\***

\* GST Extra Applicable | T&C Applicable

FOR MORE DETAILS :  +91 22 4017 0000  [itsupport@plexconcil.org](mailto:itsupport@plexconcil.org)

## India News

### Industry calls India-UAE CEPA pact game changer, but warns of bottlenecks ahead

India and the United Arab Emirates (UAE) on February 18 inked a Comprehensive Economic Partnership Agreement (CEPA) that is being billed as a historic one in many ways. The pact is aimed at providing a major fillip to the trade of goods and services between the nations. The Gulf country is India's third-largest trading partner. The mega deal was signed during a virtual summit meeting between Prime Minister of India Narendra Modi and Crown Prince of Abu Dhabi Sheikh Mohamed bin Zayed Al Nahyan.

"This agreement will usher in a new era in our bilateral economic relations and the bilateral trade volume will increase from \$60 billion to \$100 billion in 5 years," said PM Modi.

Commerce and Industry Minister Piyush Goyal asserted that CEPA would provide a fresh impetus to labour-intensive sectors such as gems and jewellery, textiles, leather, footwear, furniture, agriculture and food products, plastics, engineering goods, pharmaceuticals, medical devices and sports goods. Goyal added that there were many firsts in the CEPA agreement. Concluded in a record time of just 88 days, the pact had a permanent safeguard mechanism that can be resorted to in a situation of a sudden surge in imports, along with strict rules of origin that will prevent products from other countries slipping into the CEPA trade route.

The CEPA is expected to open vistas of opportunity in trade, both goods and services, and investment between the two countries. UAE is currently India's second largest export destination, after the US. According to official estimates, the India-UAE foreign trade agreement (FTA) may benefit \$26 billion worth of domestic goods that are subjected to 5% duty.



Our bilateral trade with the UAE is expected to surpass \$60 billion in the current financial year. India is the UAE's number one trading partner for non-oil exports, accounting for nearly 14% of the Emirate's non-oil exports.

The UAE is a major global redistribution centre and much of exports to Africa is routed through Dubai. The FTA will encourage the setting up of warehousing or distribution centres in the UAE for exports to Africa, says the Federation of Indian Export Organisations (FIEO). While the exact tariff concessions would be known only when more specific details are released, the industry body maintains that the CEPA will be extremely beneficial for sectors such as agriculture and processed food, including meat & marine products, gems & jewellery, apparel & textiles, leather & footwear as well as sectors like engineering, organic chemicals, plastics, paper & paper products, iron & steel, electrical and electronics, automobile & auto components and pharmaceuticals.

Stakeholders across industries have high hopes from the CEPA. Given the geographical location of the UAE and its proximity to Central Asia and Africa, the CEPA should open doors to numerous untapped trade opportunities for a host of Indian sectors.



Sribash Dasmohapatra, Executive Director of the Plastics Export Promotion Council (PLEXCONCIL), says India's annual import of plastic raw materials is valued at \$14 billion and its plastic-based imports from the UAE is just around \$800 million. On the other hand, the Emirate's global plastics import is valued at \$9 billion. But it sources plastics worth only \$400 million from India. So, with inbuilt trade concessions, this "game changing" CEPA should help the domestic plastics industry.

Dasmohapatra says if the country wants to effectively utilise this pact to become self-reliant, it needs to focus on scaling up its capacity-building on a war footing. "Availability of raw materials and the cost of polymers (a basic raw material for plastic industries) is a big issue. Its high costs make Indian products uncompetitive. Certain raw materials are still not produced in India or are not produced in enough quantities. For example, 50% of our PVC requirement is made here and the rest is made here and the rest is imported," he says.

Underling that India's various traditional FTAs lack reciprocity benefits in terms of concessions in tariff rates, Dasmohapatra insists that some of the country's trade deals need urgent tweaks. "With the UAE-India CEPA, it is good to see that the government is addressing such policy gaps, and this should be a good template for all upcoming FTAs."

Source: ET

## Tamil Nadu economy bounces back from Covid 2.0

Tamil Nadu economy has staged a strong comeback from the impact of the second wave of the Covid-19 pandemic. Thanks to pick-up in economic activity, higher tax collections and increased devolution from the Centre, the aggregate revenue receipts of the State, at the end of the third quarter, has even surpassed the pre-Covid levels.

According to provisional data from the Comptroller and Auditor General (CAG), Tamil Nadu's total revenue receipts as of Q3FY22, stood at ₹1,33,873 crore or 66 per cent of the budget estimates for FY22. In comparison, revenue receipts during the corresponding period in pre-Covid FY20 stood at ₹1,23,129 crore or 65 per cent of the budget estimate for the fiscal.

The State's revenue receipts during April-December FY21 stood at ₹1,13,938 crore or only about 52 per cent of the budget estimate for the fiscal.

Within revenue receipts, tax revenues were at 67 per cent of the budget estimate at ₹1,03,516 crore against a tax revenue of ₹97,761 crore (65 per cent of budget estimates) in the corresponding period in FY20.



## Spike in SGST

State Goods and Service Tax (SGST) at ₹30,946 crore and Stamp & Registration Fees (₹10,086 crore) were at 73 per cent and 76 per cent of their budget estimates, respectively. In the corresponding period in FY20, SGST and Stamp & Registration Fees stood only at 59 per cent and 62 per cent of their budget estimates.

"Tamil Nadu is a relatively open economy with global imports/exports. I believe the higher SGST may be related to higher imports. The recovery in the stamp & registration fees suggests an improvement in the real estate market. I would expect that this collection will rise markedly once the real estate valuation guidelines are revised upwards," said Vidya Mahambare, professor of economics, Great Lakes Institute of Management.

NR Bhanumurthy, vice-chancellor of Dr BR Ambedkar School of Economics University, attributed the spike in SGST to record GST collections by the Centre and higher tax devolution to the States. Amid sharp economic rebound, the Centre's monthly GST collections stayed upwards of ₹1.25-lakh crore from October 2021. It touched a high of ₹1.38-lakh crore in January 2022. "The Centre not only shared the state's share but also shared the advance GST collections so that the state governments can plan their expenditure accordingly. In fact, this not only includes the current tax but also has a little bit of future tax and this is not something specific to Tamil Nadu but for all other States," he added.

Besides, Tamil Nadu's taxes on sales, trade, etc (₹34,205 crore), State Excise Duties (₹5,716 crore) and Other Taxes and Duties (₹4,042 crore) are all closer to their pre-Covid levels. Non-tax revenue at ₹6,225 crore, however, was only 44 per cent of the budget estimates compared with ₹7,791 crore (58 per cent of budget estimates) during the corresponding period in FY20.

## Revenue expenditure drops

Not just tax collections, the State also displayed control over revenue expenditure. At ₹1,52,269 crore, the revenue expenditure of the State stood only at 57 per cent of the budget estimates as of Q3FY22 against 68 per cent of budget estimates in Q3FY20.

Bhanumurthy said the drop in revenue expenditure could be due to postponement of lumpy expenditure by the State to the last quarter of the current fiscal. Both Bhanumurthy and Mahambare said there will be a significant interest payment outgo in the fourth quarter, which could drive up the revenue expenditure.

“There is a change in the way in which centrally-sponsored schemes (CSS) are to be implemented in the current fiscal and that would curtailed the revenue expenditure and the other explanation could be that there can be unspent balances in these schemes,” he added.

Tamil Nadu also upped its capital expenditure substantially during the current fiscal. As of the third quarter, the State's capital outlay stood at ₹25,227 crore or 57 per cent of the budget estimates. This was much higher than ₹13,903 crore of capital outlay made during the same period in FY20.

Mahambare said that the capital expenditure utilisation, in the first three quarters of the current fiscal, was higher than the previous two years due to the opening up of the economy.

Source: thehindubusinessline.com

## Additional Secretary Jaju addresses MSME Conclave, encourages domestic manufacturing in defence

India has a huge defence aerospace market including civil aerospace market and we must look at India as the design and manufacturing hub in Defence components for global needs, said Sanjay Jaju, Additional Secretary, Department of Defence Production.

He said this while addressing the virtual ‘MSME Conclave on Indigenization of Critical Defence Components – Forging Partnerships between FOEM-IOP-MSME’.

The event was organised by FICCI and Department of Defence Production, wherein Jaju said that the government has already identified the indigenized list of over 2,500 items which are not going to be imported.

“351 more items have been listed which can be indigenized and it is now an opportunity for the Indian industry to manufacture them and we are not going to stop here. By month end, we will come up with a further bigger

level and this would include not just components but also LRUs which are critical for defence requirement. We will offer these LRUs to industry with procurement assurance to design and develop the products within the county,” he added.



He further stated that there is a limit to what government can do and it is not the business of the government to do business.

“We can act as an enabler and provide level playing field. Atmanirbharta means creating a healthy ecosystem where the world is like one family and start looking at India as an important player in designing and manufacturing shop for global needs. It is now the time for tier 1, 2 and 3 within the defence and aerospace sector start looking at these opportunities and forge partnerships,” he emphasized.

Highlighting the potential for foreign OEMs, the additional secretary said that India has the opportunity and produce in India for the global requirements. The government has already made necessary policy changes along with the required support needed.

Arun T Ramchandani, Chairman, FICCI Defence and Aerospace Committee and EVP, Guns Missiles & Armoured Systems (GMA) BU, L&T Defence said that Indian MSMEs are capable to develop newer and hi-end critical technologies on their own as well as forthcoming to forge necessary partnerships with foreign counterparts to absorb the critical technologies.

Col HS Shankar (Retd), Member, FICCI Defence and Aerospace Committee and CMD, Alpha Design Technologies Limited and Sudhakar Gande, Co-Chair, FICCI Defence and Aerospace Committee and Non-Executive Director- AXISCADES Engineering Technologies Ltd & CEO, Jupiter Capital Private Limited also shared their perspective on the avenues in the Indian defence and aerospace sector.

Source: KNN Bureau



## Edelweiss General Insurance partners Ashv Finance for MSME loan protection plans



Digital Insurer Edelweiss General Insurance (EGI) has joined hands with Ashv Finance, a tech-led NBFC present in over 100 locations in India, to offer financial protection to latter's business loan borrowers, according to the insurer.

While Ashv is offering timely credit to fund the growth aspirations of small businesses and MSMEs, EGI will ensure that there are no brakes in achieving their dreams by offering health insurance cover to safeguard the financial interest of this very important segment.

As part of the deal, EGI will offer health insurance cover to all the customers of Ashv Finance in all major cities across the country. The policy will provide security against the business loan taken in case the borrower has an unfortunate incident of accident or critical illness. The policy will also provide daily cash benefit in case of any hospitalization. Cover offered will depend on the loan amount and loan tenure opted by the customer, according to a company statement.


Shanai Ghosh, executive director & CEO, Edelweiss General Insurance, said, "We are happy to offer health protection to a sector that is driving GDP growth and augmenting overall economic activity in the country. Our partnership with Ashv Finance will help us reach out to a sizeable number of small business owners across the country and offer them easy and friendly, tech powered solutions, coupled with superior customer experience." The business loan and the insurance policy will be processed together, digitally and with zero paperwork, offering complete ease and convenience to customers.

Nikesh K. Sinha, managing director, Ashv Finance, said, "We are pleased to introduce a health protection coverage, in partnership with Edelweiss General Insurance to our business loan customers that shall safeguard the repayment of their loans in case of any unforeseen accident or illness. As a lender to one of the biggest drivers of the Indian economy, it is imperative for us to protect and support the business owners in their journey towards growth."

Source: Livemint

## Govt to launch unified logistics platform to bring down cost, support ease of biz

The government will soon launch the Unified Logistics Interface Platform (ULIP) to bring down logistics costs and enhance India's competitiveness in the global trade, integrating about 24 logistics systems across six ministries and departments to provide real-time information and bridge the huge gap for efficient movement of goods via different modes.



In Budget 2022-23, Finance Minister Nirmala Sitharaman mentioned the ULIP platform, which she said will cut logistics cost and time, assisting just-in-time inventory management, and in eliminating tedious documentation. Most importantly, this will provide real-time information to all stakeholders, and improve international competitiveness.

Also, the common umbrella platform is in line with the overall objective of PM Gati Shakti which aims at breaking of individual silos, promote integration among various ministries such as ports & shipping, railways, civil aviation, road transport & highways, finance ministry and other sources and promote real single-window logistic platform for end-to-end visibility to the whole trade making India logistically more efficient and competitive.

Amitabh Kant, CEO of government think-tank Niti Aayog, spearheading the project, told ToI : "It will be an open and secure delivery platform, there will be interoperability, there will be scalability, security and accountability for data exchange. A private sector will then be able to clearly find out whether they should use road, rail, which container depot, logistics hub, ports and the time framework for sending their goods."

He added: "There will be unified documentation and all data will be available on a real-time basis. This will be way beyond UPI for logistics."

Worth mentioning here is that the logistics sector is the backbone of India's economic growth and is one of the most vital accelerators of trade, which is also critical for

fulfilling the objective of Atma Nirbhar Bharat (self-reliant India).

Source: timesnownews.com

## UAE pledges to meet India's growing energy needs amid oil price concerns

The UAE, OPEC's third biggest crude producer, said it is committed to meeting India's energy demand as the growing oil consumer seeks to secure supplies with prices surging to near \$100/b.

The commitment to supplying India is included in the Joint UAE-India Vision Statement, which follows the signing of the India-UAE Comprehensive Economic Partnership Agreement on Feb. 18, according to state run news agency WAM. India represents the UAE's second largest oil customer.

"The UAE is one of India's key energy providers and remains committed to meeting India's growing energy demand and is proud to have been the first international partner to invest by way of crude oil in India's Strategic Petroleum Reserves Program," the statement said. "Indian companies have steadily increased their participation across the entire UAE's energy sector and represent some of Abu Dhabi's key concession and exploration partners."

The new economic partnership agreement between the UAE and India comes at a time when high oil prices are hurting oil consumers such as India, the world's third-biggest crude importer and consumer, which meets around 85% of its domestic energy demand via imports. The UAE energy ministry could not immediately be reached for comment on details of the agreement, and no specific volumes were specified.



### Oil price swings

Crude prices are at near-eight-year highs, with S&P Global Platts assessing Dated Brent at \$97.35/b on Feb. 18. Two days earlier, it had breached the \$100/b threshold for the first time since September 2014.

India has complained several times to OPEC over the past year about rising prices and has in recent days been taking up the issue bilaterally with the bloc's members, junior oil minister Rameswar Teli told the lower house of the Indian parliament on Feb. 7.

Indian oil demand was expected to reach 11 million b/d by 2045, compared with 4.9 million b/d in 2021, he said, referring to a projection of OPEC's World Oil Outlook 2021.

India's oil demand rose 3.7% year on year to 201 million mt, or 4.3 million b/d, in 2021, the oil ministry data showed, reflecting a rise in transportation fuel consumption after the delta variant hit its economy in 2020.

### Lower crude imports

India has set a target to cut crude imports by 10% with a multi-pronged strategy by increasing domestic crude production, focusing on renewables and ethanol blending program by 2025. India's crude imports rose 3.9% year on year to 209.6 million mt, or 4.2 million b/d, in 2021, oil ministry data showed, riding on recovery in domestic fuel demand after two years.

The UAE's Abu Dhabi National Oil Co. is the only overseas company with any capacity in India's strategic petroleum reserves, holding about 750,000 mt under a government-to-government deal that sees ADNOC supply crude to SPR locations at Padur and Mangalore in Karnataka in southern India.

India's SPR has a combined capacity of 5.33 million mt, with Padur the largest at 2.50 million mt, followed by Mangalore at 1.50 million mt and a third location at Visakhapatnam at 1.33 million mt.

ADNOC has also previously invited Indian companies to invest in the UAE's downstream sector.

### Clean energy cooperation

Both India and the UAE are also cooperating in the energy transition field, including the production of green hydrogen, according to the Joint Vision Statement.

"Further work will be undertaken to identify new collaboration opportunities to support India's energy requirements, including new energies, and ensure the provision of affordable and secure energy supplies to India's growing economy," the statement said. "As the UAE and India collectively navigate the global energy transition, both countries remain committed to working together to create a just and equitable transition to a low-carbon future."

The two countries will establish a joint Hydrogen Task Force, focusing on green hydrogen. The UAE is targeting a 25% global market share of low-carbon hydrogen by 2030 with the launch of its “hydrogen leadership roadmap” at the UN Climate Change Conference.


The roadmap sets out support for domestic, low-carbon industries and aims to establish the country as a leading hydrogen exporter, WAM said Nov. 4. The UAE already has seven hydrogen projects underway and is targeting a large share of key export markets, including Japan, South Korea, Germany and India, as well as other markets it identifies as being of “high potential” in Europe and East Asia.

Source: hellenicshippingnews.com

## Centre Notifies EPR Norms for Plastic Packaging Waste

The Union Environment Ministry notified extended producer responsibility (EPR) guidelines for plastic packaging waste. To be implemented from July 1, the new regulations mandate recycling and reusing a certain percentage of plastic produced by manufacturers, importers and brand owners.

Environment Minister Bhupender Yadav said the guidelines would promote development of “new alternatives to plastics and provide a roadmap for businesses to move towards sustainable plastic packaging”.



Registering with the central and state pollution control boards has also been compulsory under the new rules.

After recycling the mandated percentage of plastic, a company would have to submit a certificate to the relevant authority and if more than the mandated amount is recycled, it could be sold to other companies. “The idea is to create an eco-system of recycling and incentivising it. Recycling will now be driven by market forces. We expect more companies to enter the recycling market and this will create a circular economy,” said a ministry official.

The Plastic Waste Management Rules, 2016, mandate the generators of plastic waste to take steps to minimise it, ensure its segregated storage at source and hand it over to local bodies or agencies. The rules cast Extended Producer Responsibility (EPR) on producer, importer and brand owner for collection and recycling of plastic packaging waste. The guidelines specify three categories. The second category relates to flexible plastic packaging of single layer or multilayer. The third category covers multi-layered plastic packaging and one of material other than plastic).

Source: Packaging 360

## Dabur becomes first Indian plastic waste neutral' FMCG company in India

Dabur India, India's largest Ayurveda company said it has become a complete plastic waste neutral firm in the country after collecting, processing and recycling around 27,000 metric tonnes of post-consumer plastic waste during FY21-22. With this, Dabur has become the first Indian consumer goods company to achieve the landmark of surpassing its plastic packaging usage with recycling.

“It is a matter of great pride for the entire Dabur family, who have worked towards not just collecting plastic waste from our cities, towns and villages, but also preventing the waste from reaching our landfills and oceans. This includes all types of plastic waste, from PET and HDPE bottles, PP caps and labels to multi-layered plastics and beverage cartons,” Dabur India Ltd executive director-operations Shahrukh A. Khan said.



Dabur had set the target of collecting, processing and recycling over 22,000MT of post-consumer plastic waste and has surpassed it three months ahead of schedule. “We work with government-registered recycling partners across the country and have taken progressive actions to reduce plastic waste in cities, towns, villages, while also raising awareness about plastic waste management within the community. The collected plastic waste is being sent to different Recyclers, Waste-to-Energy Plants and Cement Kilns,” Khan added.



Dabur's Plastic Waste Management initiative was rolled out in the year 2017-18 as part of the Plastic Waste Management (PWM) Rule and as has far collected over 54,000 MT of plastic waste (Recyclable and Non-Recyclable) direct from the end-users with the help of around local rag pickers in 150 cities across India. Dabur has also put in place a robust audit mechanism to ensure complete transparency and compliance to the state and central regulations and guidelines on Plastic Waste Management.

Dabur has also announced the launch of a new 'Save the Environment' campaign in Himachal Pradesh to create awareness within communities on managing plastic waste within their households. The company will be distributing cotton carry bags to replace plastic bags that are currently being used in households, said Dabur India corporate head-environment, Health & Safety Tusar Pattnaik.

As part of this commitment, Dabur has also been working with school children across small town and villages, educating them about various types of waste and the benefits of segregating them at source. "We have also been supporting government schools by supplying them with waste-bins, sanitation facilities, Information, Education and Communication (IEC) material, etc. These initiatives, we feel, will go a long way in creating a Swachh Bharat and Swachh Himachal Pradesh. We are also working improving the livelihood and health of local rag-pickers, waste collectors, recyclers in the state," Pattnaik said.

Source: Packaging 360

## Vedanta makes oil discovery in Rajasthan's Barmer, notifies Indian government

On February 21, Cairn Oil & Gas, a Vedanta group company, stated that it had discovered oil in an exploration well in Rajasthan's Barmer area. The company stated it has alerted the Directorate General of Hydrocarbons (DGH) and the Ministry of Petroleum and Natural Gas about the oil discovery in a block it was given under the Open Acreage Licensing Policy, according to a regulatory filing (OALP).



The Management Committee, the block monitoring panel, has also been informed of the discovery uncovered in the OALP block, according to Vedanta. "The company has notified the Management Committee, DGH and Ministry of Petroleum and Natural Gas on February 21, 2022 of an oil discovery (named 'Durga') in its exploratory well WM-Basal DD Fan-1 drilled in OALP Block RJ-ONHP-2017/1 in Barmer District of Rajasthan," Vedanta said.

Notably, the RJ-ONHP-2017/1 Block is located in Gudamalani and Chohtan Tehsil of Barmer district, and is spread over an area of 542 square kilometre. It was among the 41 blocks that were awarded to the company in the OALP-I round of bidding in 2018.

"The company holds 100 percent participating interest in the block," Vedanta informed the stock exchanges.

This is the third hydrocarbon discovery notified by the company under the OALP portfolio, the firm said. "During the drilling of the well, four hydrocarbon zones were encountered in the Dharvi Dungar (DD) formation of Late Paleocene to Early Eocene age," it noted.

Further evaluation is being carried out to assess potential commerciality of the discovery, Vedanta said.

Source: moneycontrol.com



## Why become a Plexconcil Member?

Established since 1955, the Plastics Export Promotion Council, PLEXCONCIL, is sponsored by the Ministry of Commerce and Industry, Department of Commerce, Government of India. PLEXCONCIL is a non-profit organization representing exporters from the Indian plastics industry and is engaged in promoting the industry exports.

The Council is focused on achieving excellence in exports by undertaking various activities and initiatives to promote the industry. The Council undertakes activities such as participation at international trade fairs, sponsoring delegations to target markets, inviting foreign business delegations to India, organising buyer-seller meets both in India and the overseas etc.,

The Council also routinely undertakes research and surveys, organizes the Annual Awards to recognize top performing exporters, monitors the development of new technology and shares the same with members, facilitates joint ventures and collaboration with foreign companies and trade associations as well as represents the issues and concerns to the relevant Government bodies.

The Council represents a wide variety of plastics products including – Plastics Raw Materials, Packaging Materials, Films, Consumer Goods, Writing Instruments, Travel ware, Plastic Sheets, Leather Cloth, Vinyl Floor Coverings, Pipes and Fittings, Water Storage Tanks, Custom made plastic Items from a range of plastic materials including Engineered Plastics, Electrical Accessories, FRP/GRP Products, Sanitary Fittings, Tarpaulins, Laminates, Fishing Lines/Fishnets, Cordage/Ropes/Twines, Laboratory Ware; Eye Ware, Surgical/Medical Disposables.

### Membership Benefits

- Discounted fees at International Trade Fairs and Exhibitions
- Financial benefits to exporters, as available through Government of India
- Disseminating trade enquiries/trade leads
- Instituting Export Awards in recognition of outstanding export performance
- Assistance on export financing with various institutions and banks
- Networking opportunities within the plastics industry
- Listing in PLEXCONCIL member's directory
- Special price for Dun & Bradstreet's D-U-N-S® REGISTERED™ SOLUTION (Plus Variant)
- Basic Website Development Assistance \*

\*Nominal Charges Applicable

The Plastics Export Promotion Council added the following companies/firms as new members during January 2022. We would like to welcome them aboard!

Sr.No	Name of the Company	Address	City	Pin	State	Director Name	Email
1	A M Master-batch Private Limited	LS No 54/6 Khata No 1210 Village-Sarali Tal-Kathlal Kheda	Kheda	387630	Gujarat	Parth Chandulal Thakar	ceo@master-batchwala.com
2	Artasia Polyfab Lp	Survey No. 188/P1 And 2, Near Santuro Polyfab, Lati-par Road, Hirapar,	Morbi	363650	Gujarat	Sanjaykumar Khimabhai Daka	arta-siapolyfab@gmail.com
3	Asha Recycle-an India Private Limited	Office No .203-205, 2nd Floor, Business Classic,, Chincholi Bunder Road , Malad West,	Mumbai	400064	Maharashtra	Rahul Podaar	info@as-harecyclean.com
4	Enviro Recyclean Private Limited	House No.1, Govind Bhavan, 1st Floor, S.V.Road, Malad West,	Mumbai	400064	Maharashtra	Puneet Jain	info@enviro-recyclean.com
5	Filex Systems Private Limited	4546, I-2/16, First Floor, Ansari Road,	Daryaganj	110002	Delhi	Amit Gupta	amit@filexindia.com
6	Foamz Manufacturing (India) Lp	301, Mukhyadhya Pak Bhavan, Plot No. 6/B, Road No. 24, Near Gurukrupa Hotel, Sion	Mumbai	400022	Maharashtra	Suhas Bhargav Masurkar	foamzmanufacturing@gmail.com
7	Gamma Plastics	77 Netaji Subash Road	Kolkata	700001	West Bengal	Shivam Dhani	gammaplastics9@hmail.com
8	Gkb Ophthalmics Limited	16-A, Tivim Industrial Estate Karaswada Bardez	Mapusa	403526	Goa	Pravin Asolkar	pravin.asolkar@gkbvision.com
9	Helplast Bioplastics Private Limited	Office No 5, 2nd Floor Vrindavan Complex Sr. No 52 H.No 27/2 Kothrud, Pune , Maharashtra 411038 Sr. No 52 H.No 27/2 Kothrud	Pune	411038	Maharashtra	Piyusha Pushkar Potnis	info@omengrs.com
10	Nichem Solutions	Ground And 2nd Floor, A223, Miraj Corporate Park, Road No.16v, Wagle Industrial Estate,	Thane	400604	Maharashtra	Leena Rajan Raje	lelepradnya710@gmail.com
11	Ozo Enterprises	House No. D-36, Front Portion First Floor, Vijay Vihar Rohini Ph-1 ,	North West	110085	Delhi	Pragati Gupta	ozoenterprises2021@gmail.com
12	Shree Ghasal Bhavani Impex Company	Plot No. D- 137, Pankti, Opp. Natraj Market Street No.11 Ramnagar, Kaliyabid		364001	Gujarat	Hardiben Surendrabhai Sanghavi	yashsanghvi045@gmail.com
13	Teximco Enterprise Private Limited	1/430, Gariahat Road, Kolkata, West Bengal, 700068	Kolkata	700068	West Bengal	Sanjib Nayek	sanjib@teximcoenterprise.com
14	V.K. Plastic Industries	Waraseoni Road, Garra	Balaghat	481001	Madhya Pradesh	Vijay Agrawal	info@powerropes.com
15	Valorous International	1st Floor, C-19, Nandiyot Industrial Premises Co-Op Society Ltd, Safed Pool, Andheri Kurla Road, Andheri East	Mumbai	400072	Maharashtra	Prakash Raut	valorousinternational@gmail.com
16	Vasudev Polyplast Private Limited	Plot No. 59 Rupali Society Talaja Road	Bhavnagar	364002	Gujarat	Vasudevsinh Hematsinh Chudasama	vasudev-polyplast@gmail.com